

Meeting the Academic and Emotional Needs of our Students

Mark D. Benigni, Ed.D.
Superintendent

Erin D. Benham
MFT President

Creating a Supportive Culture

Mark D. Benigni, Ed.D.
Superintendent

District Profile

Our Schools

- 8 Elementary Schools
- 2 Middle Schools
- 2 High Schools
- Venture Academy
- College & Career Readiness Center

Our Students

- 9,100 Total Students
- 76% of Our Graduates Pursue Higher Education
- 67% Minority Students
- 70% Free and Reduced Lunch Students

In January we will be launching our Success Academy

Partnerships Matter

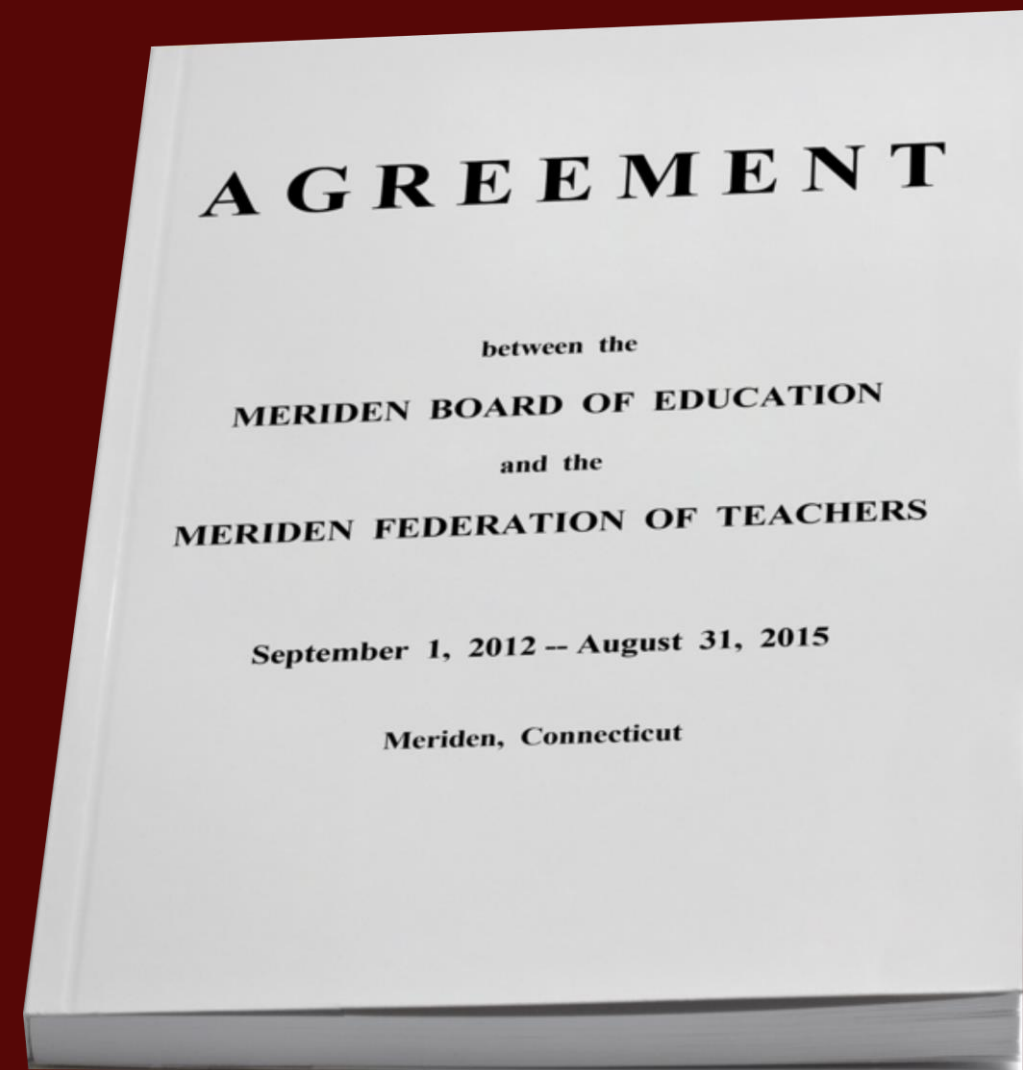


A Union of Professionals





Collaboration Matters





Leadership Matters



Board of Education Mission

The Board of Education will look to
past successes and build upon a
solid foundation of academic achievement
to produce the program initiatives
necessary for students
**to thrive academically,
socially and emotionally.**



Phonemic Awareness
Inventory (K)

World Analysis Tasks (K)

DRA² (1-3)

Meriden District
Assessments (3-10)

CMT (3-8)

STAR Reader (2-8)

**Collect
Data from
75,000
Assessments**

ReadiStep (8)

Writing Prompts (K-8)

LAS Links (BK-B12)

CAPT (10)

PSAT(10-11)

SAT (11-12)

Key Concepts (2-12)

School Climate Survey (3-12)

Attendance

Grades

Discipline Data

Graduation
Credits

Expulsions

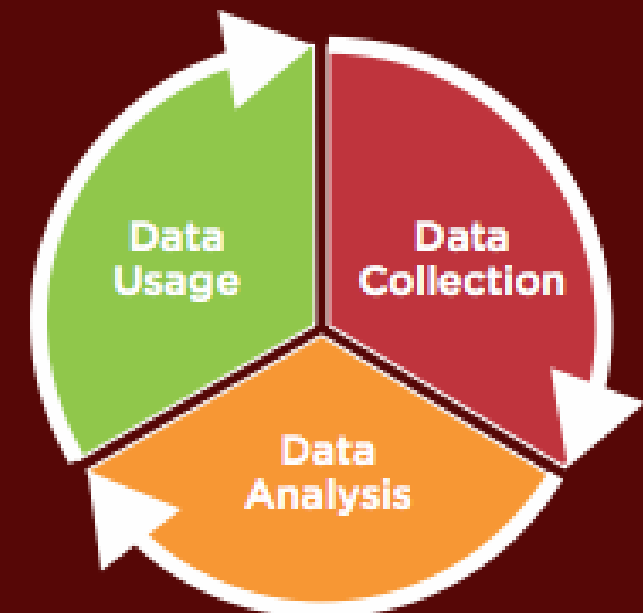
Suspensions

Question-Driven Approach to Data Use

- What do I want to know?
- How will I access relevant data?
- What does the data tell me?
- What are my conclusions?
- What will I do?
- What effects did my actions have?
- What are my next steps?

Dashboards

Our dashboards use the same gauges we use to assess our students: attendance, discipline and academic achievements.



Our Goal Is Simple:

To create
engaging learning environments
where students and staff
want to be

Create Supportive Learning Environments

In order for students to **want** to come to school,
they must:

- Feel safe
- Have friends
- Be respected
- Feel teachers care about them

Improving School Culture and Interventions in Action

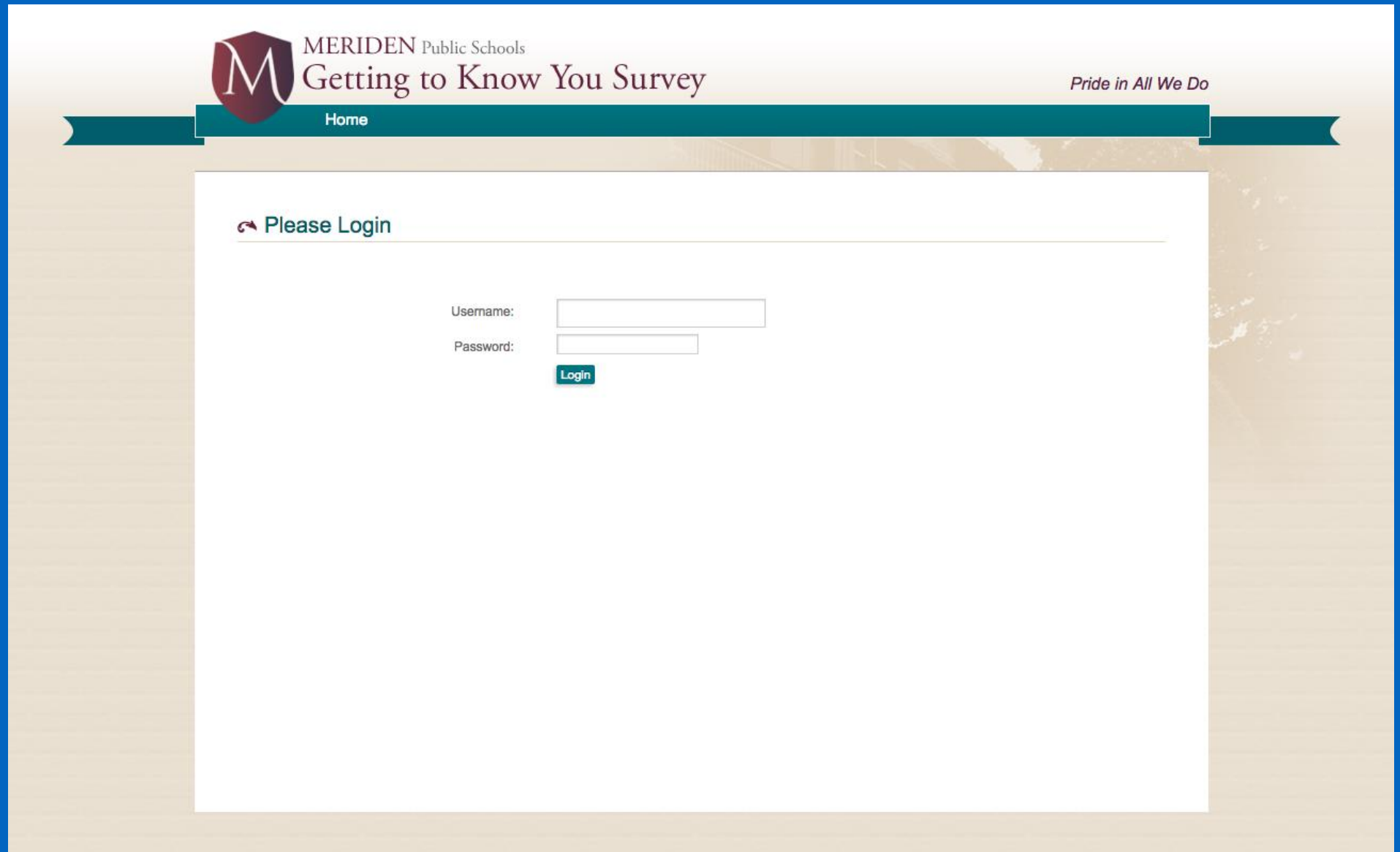
Erin D. Benham
MFT President

Improving School Climate

- Getting to know you survey
- Climate Survey
 - Students
 - Teachers
 - Parents
- MPS Cares

We Need to Know Our Students

Getting
to Know
You
Survey



The screenshot shows the login page for the 'Getting to Know You Survey' on the Meriden Public Schools website. The page has a light beige background with a dark teal header bar. The header bar contains the Meriden Public Schools logo (a red shield with a white 'M') on the left, the text 'MERIDEN Public Schools' and 'Getting to Know You Survey' in the center, and the slogan 'Pride in All We Do' on the right. Below the header bar, there is a dark teal banner with the word 'Home' in white. The main content area is a white box with a light beige border. Inside this box, there is a heading 'Please Login' with a small red icon to its left. Below the heading, there are two input fields: 'Username:' and 'Password:'. The 'Username:' field is a long, empty text box. The 'Password:' field is a shorter, empty text box. Below the password field, there is a small green button with the word 'Login' in white text.

MERIDEN Public Schools
Getting to Know You Survey
Pride in All We Do

Home

Please Login

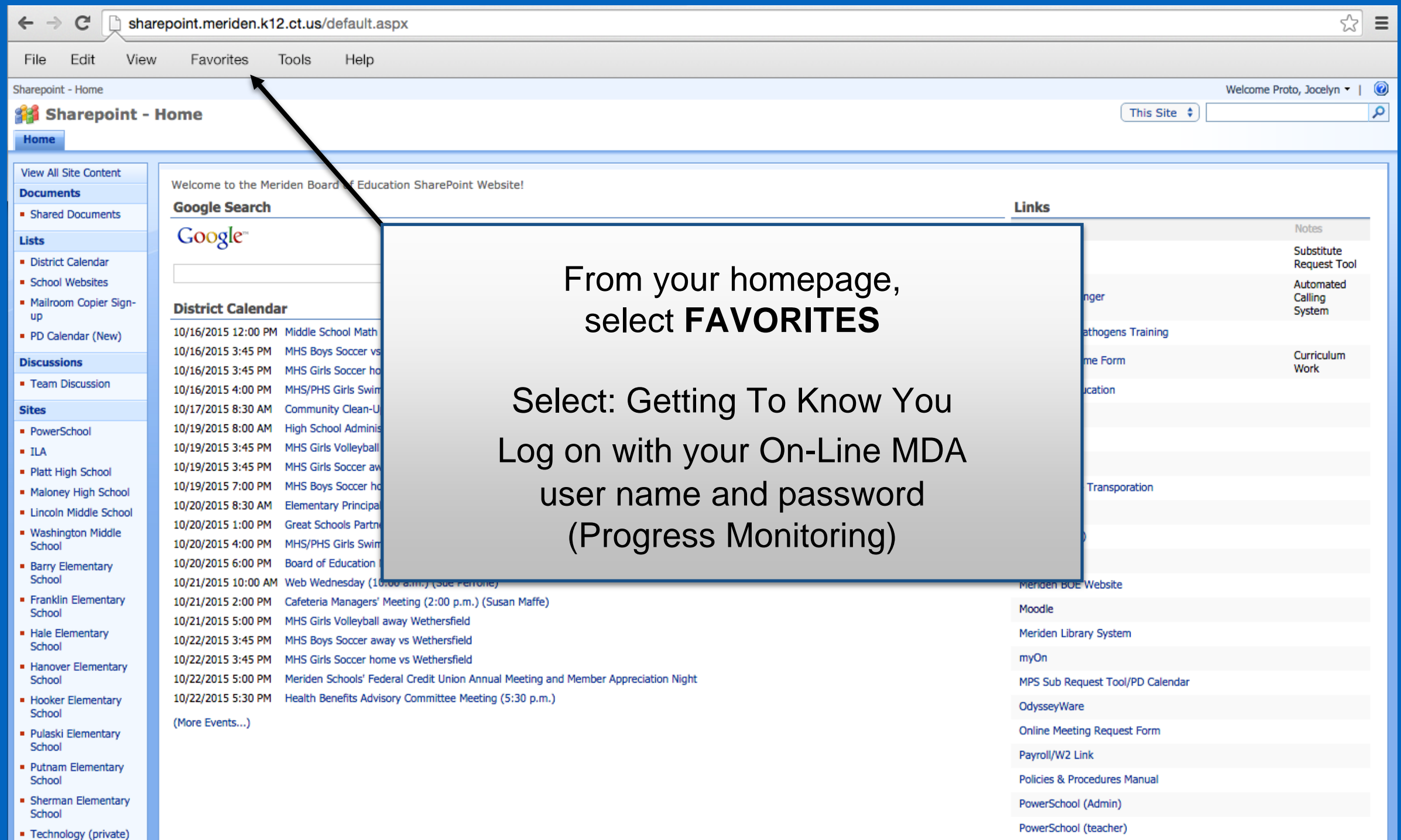
Username:

Password:

Login

Getting To Know You

Teacher's Directions to
View Student's Responses



The screenshot shows the SharePoint homepage for the Meriden Board of Education. The browser address bar displays `sharepoint.meriden.k12.ct.us/default.aspx`. The page features a left-hand navigation pane with sections for Documents, Lists, Discussions, and Sites. The main content area includes a Google Search bar, a District Calendar with a list of events, and a Links section on the right. An arrow points from the 'Favorites' menu item in the browser's top menu bar to the 'FAVORITES' text in the overlay box.

**From your homepage,
select **FAVORITES****

**Select: Getting To Know You
Log on with your On-Line MDA
user name and password
(Progress Monitoring)**

Links

	Notes
Substitute Request Tool	
Automated Calling System	
Curriculum Work	
Transporation	
Meriden BOE Website	
Moodle	
Meriden Library System	
myOn	
MPS Sub Request Tool/PD Calendar	
OdysseyWare	
Online Meeting Request Form	
Payroll/W2 Link	
Policies & Procedures Manual	
PowerSchool (Admin)	
PowerSchool (teacher)	



MERIDEN Public Schools

Getting to Know You Survey

Pride in All We Do

[Home](#) [Reports](#)

[Log Out](#)

Survey: **Getting to Know You 2015-2016** Course: Completed: **Yes** [Go](#) [Export](#)

Student #	Student	School	Grade	Submission Date	
25292		Nathan Hale	5	9/15/2015 9:19:00 AM	View Submission
25779		Nathan Hale	5	9/8/2015 9:30:00 AM	View Submission
24142		Nathan Hale	5	9/8/2015 9:28:00 AM	View Submission
24333		Nathan Hale	5	9/8/2015 9:28:00 AM	View Submission
22735		Nathan Hale	5	9/8/2015 9:28:00 AM	View Submission
25337		Nathan Hale	5	9/8/2015 9:28:00 AM	View Submission
25204		Nathan Hale	5	9/8/2015 9:28:00 AM	View Submission
23842		Nathan Hale	5	9/8/2015 9:28:00 AM	View Submission
25304		Nathan Hale	5	9/8/2015 9:28:00 AM	View Submission
25782		Nathan Hale	5	9/8/2015 9:28:00 AM	View Submission
22911		Nathan Hale	5	9/8/2015 9:28:00 AM	View Submission
24106		Nathan Hale	5	9/8/2015 9:20:00 AM	View Submission
26116		Nathan Hale	5	9/8/2015 9:20:00 AM	View Submission
25385		Nathan Hale	5	9/8/2015 9:19:00 AM	View Submission
26107		Nathan Hale	5	9/8/2015 9:19:00 AM	View Submission
29171		Nathan Hale	5	9/8/2015 9:19:00 AM	View Submission
25509		Nathan Hale	5	9/8/2015 9:19:00 AM	View Submission
24158		Nathan Hale	5	9/8/2015 9:18:00 AM	View Submission
27374		Nathan Hale	5	9/8/2015 9:18:00 AM	View Submission
24163		Nathan Hale	5	9/8/2015 9:18:00 AM	View Submission
223151		Nathan Hale	5	9/8/2015 9:14:00 AM	View Submission

Your class roster will be here



MERIDEN Public Schools

Getting to Know You Survey

Pride in All We Do

Home Reports

Log Out

Reports

- › Class Subject Matter Reports
- › By Question
- › Open Ended Questions By Student

Select Reports

You can view the student's submissions by subject, by each question or just view the open-ended responses.

Take some time to become familiar with each feature.



MERIDEN Public Schools

Getting to Know You Survey

Pride in All We Do

[Home](#)

[Reports](#)

[Log Out](#)

Survey

Getting to Know You 2015-2016

Factor

- ✓ Art
- ELA Reading
- ELA Writing
- Math
- Mindset
- Music
- Perseverance
- Physical Education/Health
- Science
- Self Concept
- Social Studies
- Technology

Submit



MERIDEN Public Schools

Getting to Know You Survey

Pride in All We Do

[Home](#) [Reports](#)

[Log Out](#)

Survey		Factor						
Getting to Know You 2015-2016		Music		Submit				
Student	School	Grade	1	2	3	4	5	Score
	Nathan Hale	5	3	5	3	6	4	4.20
	Nathan Hale	5	5	5	5	5	5	5.00
	Nathan Hale	5	5	5	5	5	5	5.00
	Nathan Hale	5	4	4	4	5	5	4.40
	Nathan Hale	5	4	4	4	5	5	4.40
	Nathan Hale	5	4	4	4	5	5	4.40
	Nathan Hale	5	5	5	4	4	1	3.80
	Nathan Hale	5	5	4	4	5	5	4.60
	Nathan Hale	5	4	4	4	5	4	4.20
	Nathan Hale	5	5	5	3	5	5	4.60
	Nathan Hale	5	5	1	5	5	5	4.20
	Nathan Hale	5	3	5	2	1	4	3.00
	Nathan Hale	5	5	5	5	5	5	5.00
	Nathan Hale	5	5	5	5	-	4	4.75
	Nathan Hale	5	5	5	5	4	4	4.60
	Nathan Hale	5	5	5	5	5	5	5.00
	Nathan Hale	5	5	4	5	4	5	4.60
	Nathan Hale	5	2	3	3	3	3	2.80
	Nathan Hale	5	5	5	4	5	5	4.80

This screen shows the responses pertaining to “Music”. When you hover over the item number you will view the survey item.

(See next page)



MERIDEN Public Schools

Getting to Know You Survey

Pride in All We Do

[Home](#) [Reports](#)

[Log Out](#)

Survey: Factor:

Student	School	Grade	1	2	3	4	5	Score
	Nathan Hale	5	3	5	3	6	4	4.20
	Nathan Hale	5	5	5	5	5	5	5.00
	Nathan Hale	5	5	5	5	5	5	5.00
	Nathan Hale	5	4	4	4	5		
	Nathan Hale	5	4	4	4	5		
	Nathan Hale	5	4	4	4	5		
	Nathan Hale	5	5	5	4	4		
	Nathan Hale	5	5	4	4	5	5	4.60
	Nathan Hale	5	4	4	4	5	4	4.20
	Nathan Hale	5	5	5	3	5	5	4.60
	Nathan Hale	5	5	1	5	5	5	4.20
	Nathan Hale	5	3	5	2	1	4	3.00
	Nathan Hale	5	5	5				
	Nathan Hale	5	5	5				
	Nathan Hale	5	5	5				
	Nathan Hale	5	5	5				
	Nathan Hale	5	5	4				
	Nathan Hale	5	2	3				
	Nathan Hale	5	5	5				
	Nathan Hale	5	4	2				
	Nathan Hale	5	4	5				

It is important to know about different types of "Music".

The mouse is hovering over item #2



MERIDEN Public Schools

Getting to Know You Survey

Pride in All We Do

[Home](#) [Reports](#)

[Log Out](#)

Getting to Know You 2015-2016

Part I

First, tell us something about what you like to do or

1. Is there a particular sport you are good at or y
2. If yes, what sport(s)?
3. Do you play a musical instrument?
4. If yes, what instrument do you play?

5. If no, would you like to learn a musical instrument?

☐ Yes ☐ No

6. If yes, what instrument do you want to learn?

7. I attend religious services
(church/synagogue/temple/mosque, or other house of
worship).

Never ☐ Rarely ☐ Sometimes ☐ Very Often ☐ Always ☐

8. Do you like to sing or sing in a choir?

☐ Yes ☐ No

9. Would you like to sing in a group at school or learn more
about singing?

☐ Yes ☐ No ☐ Maybe

10. Do you have a mobile device or computer at home you
could use to do school work?

☐ Yes ☐ No

11. What other activities do you enjoy doing either in or out of
school?

12. Do you have a favorite book?

☐ Yes ☐ No

13. If yes, what is the title of this book?

14. What else would you like us to know about you as
person?

Part II

This next group of questions deal with how you generally feel about school subjects.

1. Last year, how much did you like using technology
(computers, tablets, phones, etc.) in the classroom.

Really Dislike ☐ Dislike ☐ Not Sure ☒ Like ☐ Really Like ☐ N/A ☐

2. Last year, how much did you like math class?

Really Dislike ☐ Dislike ☐ Not Sure ☐ Like ☐ Really Like ☒ N/A ☐

From the Home page you can select
“submission” by student name to see
their survey responses.



Implemented School Climate Survey

The screenshot shows the web application interface for the Meriden Board of Education School Climate Survey. The header includes the school's name, logo, and navigation links. The main content area contains search filters for students, surveys, and factors, along with a search button.

MERIDEN Board of Education
School Climate Survey

Pride in All We Do

[Home](#) [Trends](#) [MPS Care Entries](#) [Watch Groups](#) [Notifications](#) [Log Out](#)

Search by Student:

Advance Search:

Survey: ▼

Factor: ▼

Factor Score Range: ▼ to ▼

Search

School Climate Survey for Students

1. Teachers Motivate and Care
2. Home Support
3. Friendship
4. Home Expectations
5. Respect Differences
6. Students are Mean to Me
7. Students are Mean to Others

Sample School Report

School Climate Survey for Students
Sample Elementary School

The average score for all factors are computed from a scale which ranges from 1 to 5.

1	2	3	4	5
Strongly Disagree	Disagree	Undecided	Agree	Strongly Agree
Never	Rarely	Sometimes	Very Often	Always

NOTE: the higher the average factor score, the more positive the school climate.

Factor Name	Average Factor Score	Description
1 Teachers Motivate and Care	4.45	An average scale of 4.45 for <u>Teachers Motivate and Care</u> indicates students agree or strongly agree and see this very often or always in their school. Statements that typify this factor are: "teachers help me want to learn; treat students fairly; and make learning fun".
	Elementary School Average 4.28	
	District Average 3.95	Schools rated high on this factor would be perceived by students as having concerned, interesting and stimulating teachers.
2 Home Support	4.41	An average scale of 4.41 for <u>Home Support</u> indicates students agree or strongly agree and see this very often or always in their home. Statements that typify this factor are: "I have a quiet place to do my homework; if I need help, a parent will help me; and a parent listens to me when I have something to say." Schools rated high on this factor would be perceived by students as having home environments that...
	Elementary School Average 4.26	
	District	

School Climate Survey for Students

LEA Assessment Theme of Climate Surveys:

Design assessments and programming to produce diagnostic, actionable data practitioners can use to address each individual student's needs.


The need: re-engage the disengaging student ... who feels "bullied."


		Trigger E-Mails				
		Never	Rarely	Sometimes	Very Often	Always
34.	I get hit or threatened ...	1	2	3	4	5
OR						
35.	... mean rumors ... about me	1	2	3	4	5

Would you like to tell us about it?

When a student responds with a "4" or "5" on either of these two items, a trigger e-mail* is immediately sent to:

School Psychologists


MERIDEN Board of Education
 School Climate Survey

Success for All Students 

School Climate Survey for Students - September 2013

Your answers to this survey will help us make your school better. If you do not want to answer a question, you can SKIP that question.

All of your answers are confidential. That means we cannot share your answers with anyone, unless you tell us about danger or someone is going to be hurt. We must keep all students safe.

The survey is simple and only takes about 10 minutes. First, you tell how much you agree or disagree with each sentence. Then, you tell **how often** you feel each sentence happens in your school.

There are no right or wrong answers. Just tell how you **feel** about each sentence.

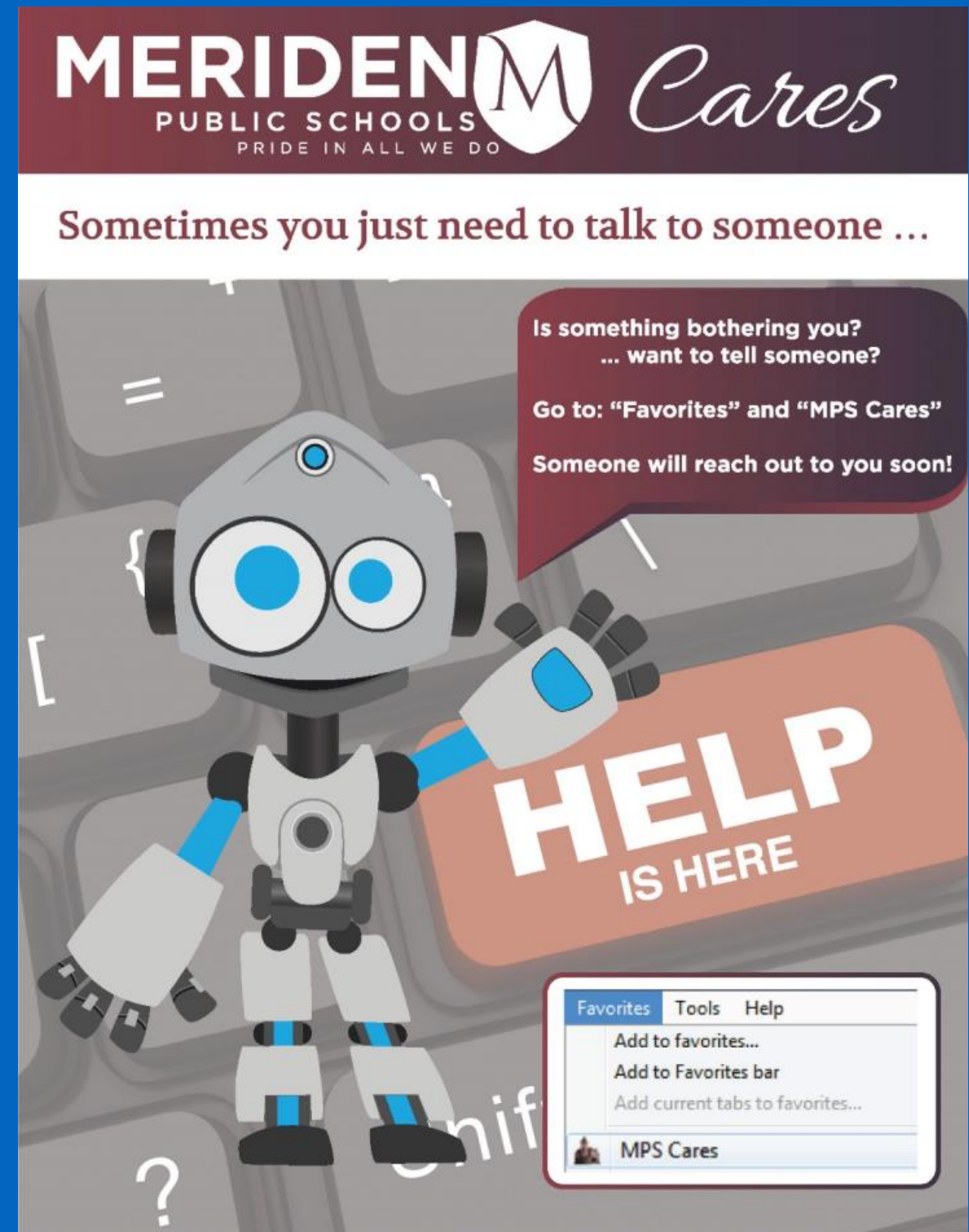
Click NEXT to begin, and after you answer each question. The sentences are about you, your school and your school work. Thank you for taking this survey.

Next

You've answered 0 out of 47 questions.



Created Online Support Portal



Interventions in Action...

- PBIS
- Responsive Classroom
- Redesigned Student Schedules
- Student Advisory

Launched PBIS District-Wide with Professional Support from UCONN

- Token economy to acknowledge appropriate behaviors
- Monitoring of data to assure student access
- Consistent behavioral expectations understood by staff and families

Created PBIS Incentive Rooms at Secondary Schools



Responsive Classroom in Elementary Schools

Redesigned Student Schedules

- Learning Lunches
- Pre-school Check-Ins
- Guidance Support

Student Advisory

- At All Secondary Schools
- Weekly Meeting Sessions
- Consistent Mentor/Mentee Relationships
- Student Led Topics
- Flexible Topics Based on School and Student Needs

Other Support Options

- Saturday Academy
- Rachel's Challenge and Other Presentations
- Restorative Justice
- Collaboration with the Juvenile Review and Advisory Board

RESULTS ACHIEVED

Mark D. Benigni, Ed.D.
Superintendent

IMPROVED SCHOOL CLIMATE

Suspensions	↓ 62%	✓	+
Expulsions	↓ 89%	✓	+
Arrests	↓ 86%	✓	+


REDUCTIONS SINCE 2010-2011

IMPROVED STUDENT PERCEPTIONS OF A POSITIVE SCHOOL CLIMATE

	Increase:
All Schools	10%
High Schools	16%



IMPROVED STUDENT PERCEPTIONS OF A POSITIVE SCHOOL CLIMATE



- 10% increase in Teacher's Perceptions of a "positive school climate."
- 9% increase in Teachers' Perceptions that "staff is supported by administration".
- 12% increase in Teachers' Perceptions that "administration treats all staff with respect".

IMPROVED PARENT PARTICIPATION IN CLIMATE SURVEYS

	Number of Parent Surveys
2011-12	281
2013-13	329
2013-14	1034
2014-15	2118

STAR Reading Results

All schools outpaced national
average for student growth.

PSAT Grade 11

More students demonstrated
College and Career Readiness
in all subject areas.





http://www.meridenk12.org/Customer-Content/WWW/CMS/files/Meeting_the_Academic_Needs_of_Students.pdf