

The 47th Annual PDK/Gallup Poll

OF THE PUBLIC'S ATTITUDES TOWARD THE PUBLIC SCHOOLS

A special supplement to *Kappan* magazine

September 2015

A close-up photograph of a person's hand holding a yellow pencil, filling out a bubble test form. The hand is positioned over a grid of red bubbles on a white paper. The background is blurred, showing other people in a classroom setting.

**TESTING DOESN'T
MEASURE UP
FOR AMERICANS**

TEAM

Joan Richardson
EDITOR-IN-CHIEF

Gregory A. Patterson
MANAGING EDITOR/
CONTENT

Carol Bucheri
MANAGING EDITOR/
DESIGN & PRODUCTION

William J. Bushaw
Valerie J. Calderon
PDK/GALLUP POLL
CO-DIRECTORS

Joan Richardson
William J. Bushaw
WRITERS

Patrick Mitchell
CREATIVE DIRECTION

Christopher Bowers
DESIGNER

Modus Operandi
Design/US
DESIGN CONSULTANTS

Catalogtree
INFOGRAPHICS

Phi Delta
Kappan

USPS 429-840
ISSN 0031-7217

September 2015 V97 N1

Published by PDK International, 320 W. Eighth Street, Suite 216, P.O. Box 7888, Bloomington, IN 47407-7888, eight times per year, September to May with a combined December/January issue. Subscription prices available at kappanmagazine.org. Periodicals postage paid at Bloomington, Ind., and additional mailing offices.

POSTMASTER: Send address changes to Phi Delta Kappan, P.O. Box 7888, Bloomington, IN 47407-7888.

PRINTED IN U.S.A.

©2015 by Phi Delta Kappa International. All rights reserved.

Publications Mail Agreement PM# 41450540

Return undeliverable Canadian addresses to P.O. Box 2600, Mississauga, ON 4T 0A8.

WHAT'S INSIDE

3

Testing doesn't measure up for Americans

Student engagement at school and whether students feel hopeful about their future are better factors to consider when evaluating schools.

8

Testing lacks public support

Blacks and Hispanics said standardized test results could be helpful in improving schools and are very important measures of school quality.

14

Common Core out of favor

Hispanics and whites opposed having teachers use the Common Core in instruction. More blacks favored using the Common Core than opposed its use.

PLUS:

What's new in this year's poll 4

Too much testing? 6

How should we use standardized tests? 12

Use the poll to listen to your community 16

Local schools better than schools nationally 20

Get the kids vaccinated! 24

Money makes a difference at schools 26

Follow the data to frame new questions 28

18

Americans endorse choice

Americans accept choice and charters as part of the education landscape, but they don't want to use public money to pay for private school attendance.

22

Americans love their local schools

The schools closest to our homes get the highest grades; the ones nationally, the lowest.

29

Americans prefer state, not federal, control.

President Obama's approval is up slightly, but Americans trust their states more as decision makers in education.

Testing Doesn't Measure Up for Americans

AMERICANS LOOK BEYOND TESTING WHEN THEY EVALUATE SCHOOLS

STUDENT ENGAGEMENT at school and whether students feel hopeful about their future are far better factors to consider when evaluating schools than using standardized test scores, according to the results of the 47th annual PDK/Gallup Poll of the Public's Attitudes Toward the Public Schools.

Overall, most Americans believe there's too much emphasis on standardized testing in public schools, and they rank standardized testing lower than other approaches to measuring student progress such as examples of student work, grades awarded by the teacher, or written observations by the teacher. But, when the results are broken out by demographics, two important groups of Americans — blacks and Hispanics — are somewhat more likely than whites to say that results of standardized tests are very important to improve schools and compare school quality.

Americans across the board once again named lack of financial support as the biggest problem facing their local schools — the 10th consecutive year in which that issue has landed at the top of the list.

This year's PDK/Gallup poll is a nationally representative web survey of 3,499 Americans, ages 18 and older with Internet access and an additional telephone survey of 1,001 Americans ages 18 and older. Both surveys were conducted in May 2015. The addition of the web survey allows PDK and Gallup to report in greater detail about racial/ethnic groups for the first time. We point to responses from specific groups when we deem them to be significantly different from the total responses. (See sidebar on p. 4 for details about changes in this year's poll and p. 31 for a complete methodology statement.) The phone survey included some of the questions that PDK/Gallup have been tracking for many years and allows for unprecedented trending. The web survey addresses additional topics of interest and, because it is the first



year the web survey has been conducted, these estimates are presented without comparisons to earlier responses.

This year's PDK/Gallup poll shows that Americans more often agree than disagree, even when you consider occasional differences between political parties and races/ethnicities. This poll also demonstrates once again that Americans, especially public school parents, pay closer attention to the details than policy makers may believe they do, often providing very nuanced responses to questions about education.

► Read all of this and more at pdkpoll.org

WHAT'S NEW IN THIS YEAR'S POLL?

In the past, the PDK/Gallup poll was done exclusively by telephone. This year, we used a multimode design. We did a telephone poll of 1,000 adults ages 18 and over that included five key questions chosen after analyzing four decades of PDK/Gallup polling. This will allow us to continue examining trends for those five questions. In addition, we also fielded an Internet survey with members of Gallup's randomly recruited Gallup Panel. This survey included interviews with 3,499 adults ages 18 and over. This new survey allowed us to report about specific sectors of the population including:

- ▶ Public school parents,
- ▶ Political party membership or leanings, and
- ▶ Black, Hispanic, and white respondents.

For more details about the methodology of the poll, please see the methodology statement on p. 31 of this report.

DOES CHANGING FROM THE TELEPHONE TO THE WEB AFFECT THE POLL RESULTS?

Shifting from the telephone to a web poll limits our ability to do year-to-year comparisons except for the questions that have always been asked via telephone. Following the guidance from Gallup, PDK is not comparing 2015 web responses to telephone responses from previous years. When we provide comparisons, we are comparing only telephone responses.

"Estimates derived from the 2015 web survey should not be compared directly to estimates derived from prior telephone surveys because these differences are at least partially a result of the differences in the data collection mode," said Gallup methodologist Stephanie Kafka.

When you look at the poll tables, please look for the notations indicating whether the table is from a web poll or a telephone poll. We are adding this detail to ensure that there is no confusion about the source of the information.

WHY DOES THE WAY YOU ASK THE QUESTIONS MAKE A DIFFERENCE IN THE RESPONSES?

Public opinion researchers say this is a commonly known issue in polling known as the mode effect.

Respondents in our web-based poll received an email inviting them to take the poll. They were able to decide when to take the survey. They also could take a break, save their responses, and return later to complete the questionnaire. When they looked at the question on their computer screens, they saw the question plus all of the possible answers — except for the open-ended questions to which they had to supply their own answers.

"When a respondent sees response categories visually, they're much more likely to gravitate toward the middle," Kafka said. "When they hear the same items, they're more likely to latch on to the ends."

Robert Shapiro, professor of political science at Columbia University, agreed, even using some of the same language that Kafka used to describe the phenomenon. "Online, they tend to moderate their responses. They tend to gravitate toward the middle. On the phone, they're rushed. Even if the caller is talking quite slowly, it's still one question after the other," he said.

DOES ONE MODE PROVIDE MORE ACCURATE RESPONSES THAN ANOTHER?

Both methodologies let Gallup researchers collect data from a representative sample so both are accurate. However, they should not be compared directly with one another because of the mode effect. The telephone survey is representative of all U.S. adults, and the web survey is representative of all U.S. adults with Internet access, so slight differences exist between the populations in these two surveys. However, despite these slight differences, researchers theorize that the differences in estimates derived from each of the two studies are largely attributable to the mode in which they were conducted rather than the populations covered, since the populations are very similar.

TESTING IS RUINING SCHOOL FOR KIDS

Jeanette Deutermann launched her career as an antitestng activist after her oldest son began complaining about a new series of tests at his elementary school.

“He went from being a child who looked forward to school in the morning and would return home talking about the projects and interesting things that went on in the classroom to a child who cried at night, had stomachaches, and begged to stay home in the morning. This behavior began abruptly in 3rd grade, two months before his first state assessment,” said Deutermann, who started the Long Island Opt-Out page on Facebook, which now has about 23,000 followers.

Deutermann eventually decided that her sons — now in 4th grade and 7th grade in North Bellmore Public Schools on New York’s Long Island — would not take any assessments tied to teacher evaluations.

In her view, schools have stopped being lively and interesting places to learn because of the Common Core State

Standards and the federal government’s expectation that states use assessments tied to the Core to evaluate students and teachers. Instead, the test-driven curriculum

is transforming schools into assembly lines trying to churn out students who meet a prescribed

standard of uniformity.

In particular, she objects to the tie between testing and teacher evaluations that has been promoted by the U.S. Department of Education. “If they hadn’t done that, none of this would have gone as it has. The minute they tied teacher evaluations to those tests, they set up the classrooms to be about nothing except testing. Now teachers’ careers hang on this ludicrous test. So, of course, they’re going to make kids spend all of their time preparing for the test. Their careers depend on it,” she said.

Deutermann does not believe the federal government should

have any voice in determining what curriculum schools use or in setting expectations for children in every school, every district, and every state. “What works in an urban district is not going to work in a suburban district,” she said. Standards are OK, she said, but they should be set by local districts that know what’s appropriate for their communities.

Deutermann opposes the way the standards-and-testing movement has limited the control that her local school board

can exercise over schools in her district. “I’m used to a district that has a significant amount of local control. If you have a problem, you go to your local board of education. They review it, and, if they think something needs to be changed, they change it. Now the local school board says ‘this has nothing to do with us, go talk to the state.’ When you try to talk to someone at the state about something, they say ‘it isn’t us,’ and they send you to the federal government.

So I have to talk to Arne Duncan if I want changes in my North Bellmore classes?”

Creating such a tight link between the assessment and the curriculum has limited the flexibility that teachers have to direct the instruction that they believe is appropriate for their students, she said. “I want teachers to be able to say this is not appropriate for this group at this time.” Instead, she believes teachers are locked into prescriptive lessons driven by the Common Core and tests tied to the Core.

JEANETTE DEUTERMANN
NORTH BELLMORE, NY
MOTHER OF TWO SONS WHO
ATTEND PUBLIC SCHOOLS



Americans of all types once again named lack of financial support as the biggest problem facing their local schools

Among other findings of this year’s report:

► Americans split on whether parents should have the right to excuse their child from taking a standardized test, but a majority of public school parents said they would not excuse their own child from such an exam.

► A majority of Americans oppose using standardized test scores in teacher evaluations.

► A majority of public school parents oppose having teachers in their community use the Common Core State Standards to guide what they teach.

► Half or less of public school students are receiving a high-quality education, according to a majority of Americans surveyed, a response that is consistent among blacks, whites, and Hispanics.

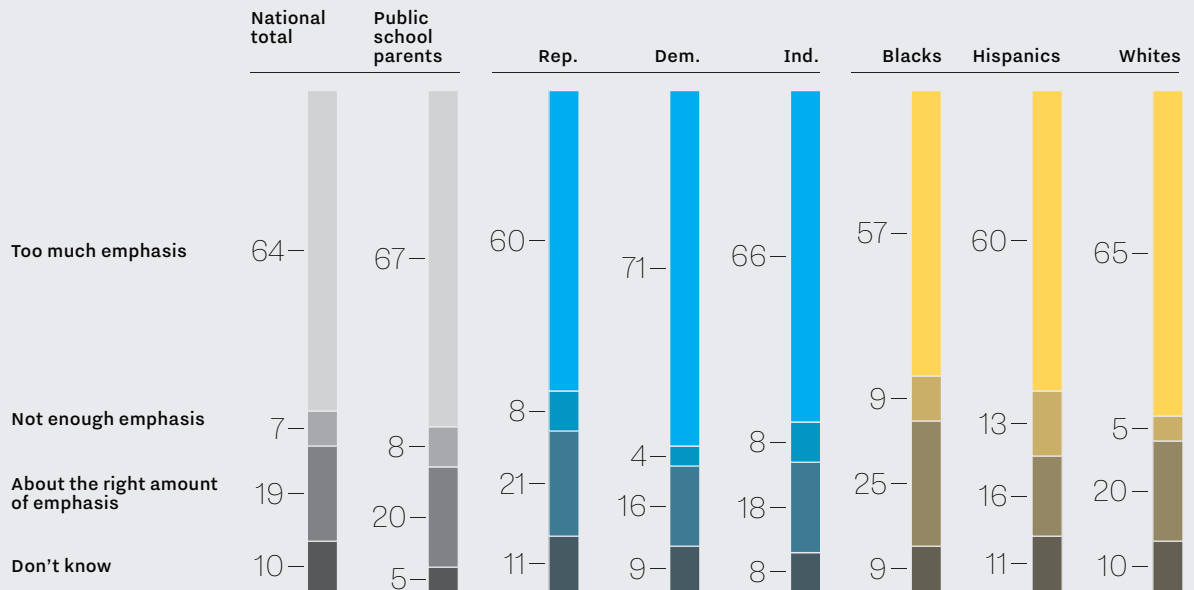
► Only about one in five Americans believes the federal government should play a role in holding schools accountable, paying for schools, deciding the amount of testing in schools, or deciding what textbooks and materials should be used in schools. Instead, Americans put greater trust in the states with slightly more indicating that local authorities should select textbooks and teaching methods.

Too much testing?

Americans agree that there is too much testing in schools, but few parents report that their children are complaining about excessive testing. Most Americans believe parents should have the right to opt out of standardized testing, but few said they would exercise that option themselves. However, a majority of blacks said parents should not be allowed to excuse a child from taking a standardized tests, and they overwhelmingly said they would not let their own child opt out.

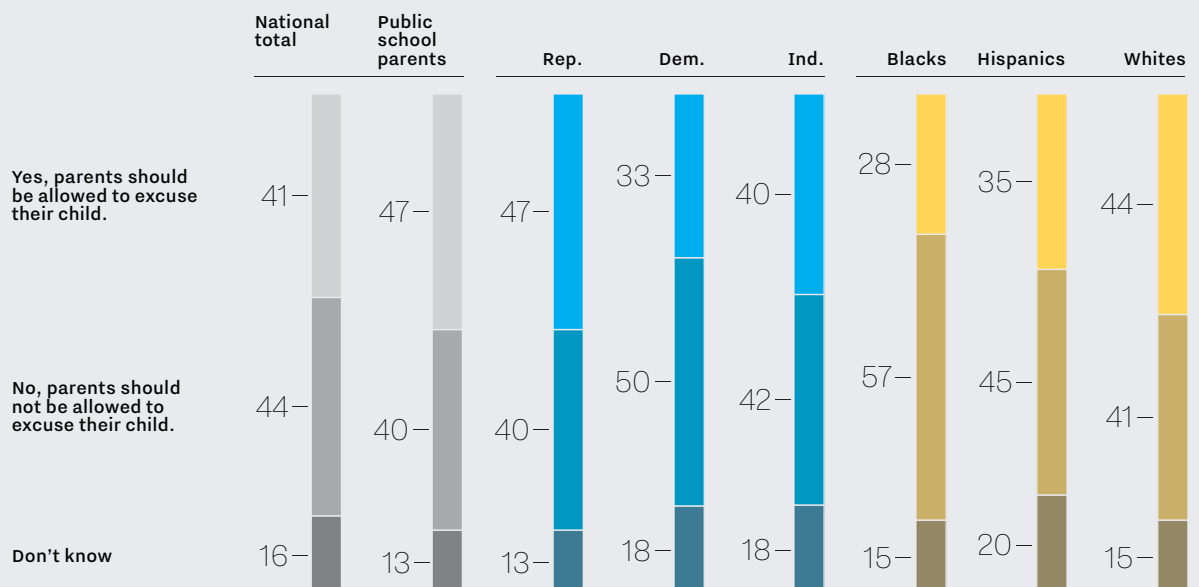
Q2

In your opinion, is there too much emphasis on standardized testing in the public schools in your community, not enough emphasis on testing, or about the right amount?



Q4

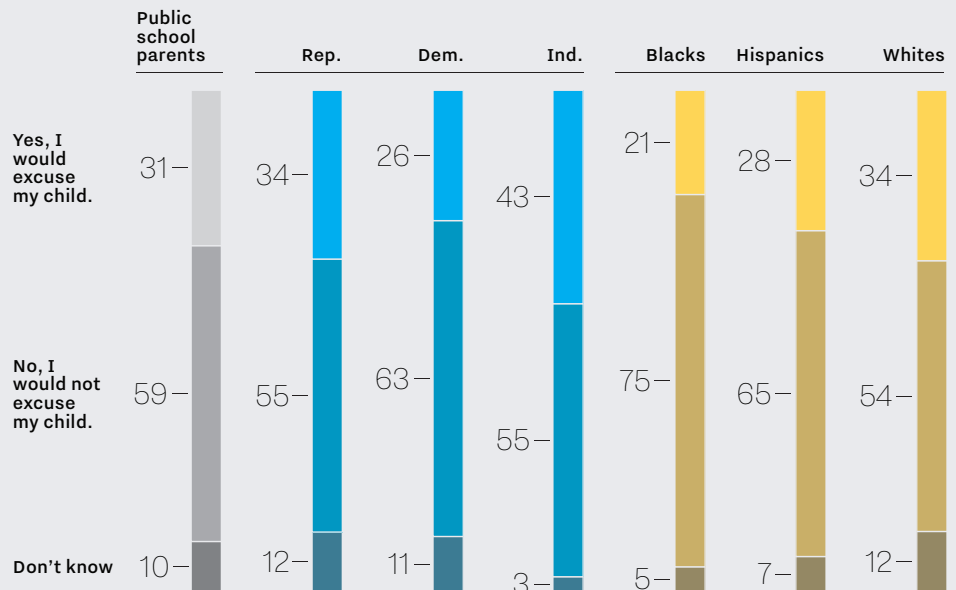
Do you think that all parents with children in the public schools should be allowed to excuse their child from taking one or more standardized tests?



Would you excuse your own child from taking one or more standardized tests?

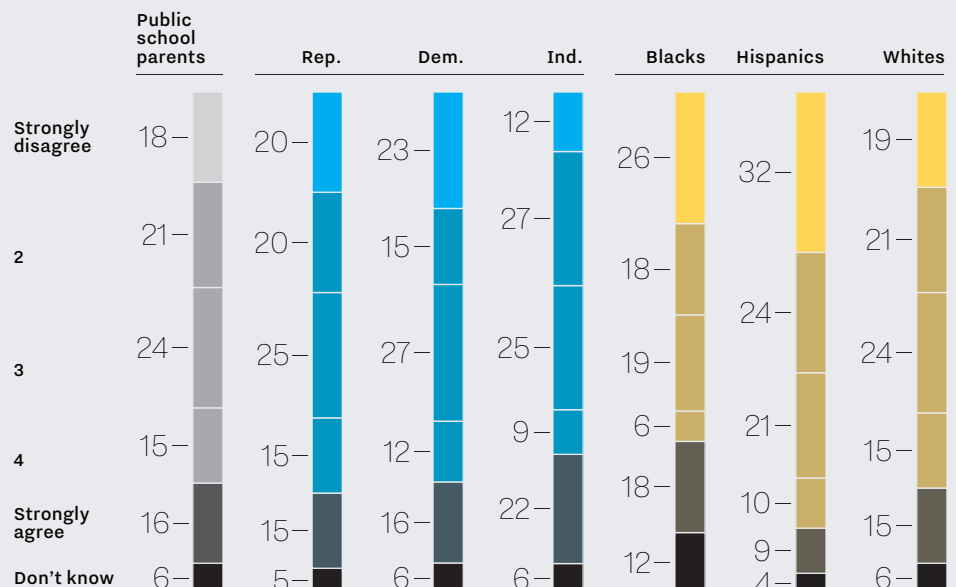
Q7

Would you excuse your own child from taking one or more standardized tests?



Q8

My child complains about taking too many standardized tests.



Testing lacks public support

MEASURE ENGAGEMENT AND STUDENT HOPE TO DETERMINE SCHOOL EFFECTIVENESS

IN THE LAST YEAR, the grassroots opt-out movement, which allows parents to refuse to have their child take a standardized test, has shown the extreme response to testing in some areas of the country, particularly New York. Even though opting out has not caught on nationwide, that does not mean that Americans or public school parents are undecided about standardized testing. As this year's poll shows, many do not like the increasing emphasis on testing.

In 1970, Americans showed support for testing. When we asked Americans that year if they wanted students in their local schools to take national tests so their educational achievement could be compared with students in other communities — 75% said yes.

FINDINGS

▶ A strong majority (about eight in 10) of Americans believe how engaged students are with their classwork and their level of hope for the future are very important for measuring the effectiveness of the public schools in their community. Fewer rated the percentage of graduates attending college and getting a job right after high school as very important. Testing came in last as a measure of effectiveness with just 14% of public school parents rating test scores as very important, making it the last in the list of options.

▶ 64% of Americans and a similar proportion of public school parents said there is too much emphasis on standardized testing in the public schools in their community with just 7% believing there's not enough.

▶ When asked what ideas were most important for improving public schools in their community from a list of five op-



Parents and their children rally against testing and urge other families to opt out in Prospect Park, Brooklyn, N.Y. Parents objected to the time needed for test prep and tying teacher evaluations to test results.

tions, testing ranked last in importance once again. But one-third of blacks and Hispanics rated testing as very important. Blacks are more likely than whites (28% versus 11%) to say that student scores on standardized tests are very important in measuring the effectiveness of schools.

▶ When asked to select from four approaches that would provide the most accurate picture of a public school student's academic progress, standardized testing was again at the bottom of the list when compared with three other indicators of progress.

▶ Americans split on whether parents should be allowed to excuse their child from taking one or more standardized tests: 41% said yes, 44% said no. A majority of blacks said parents should not be able to excuse their child from taking a standardized test.

▶ A majority of public school parents said they would not excuse their own child from taking a standardized test; nearly one-third said they would excuse their own child. Nearly three-quarters of blacks said they would not excuse their own child.

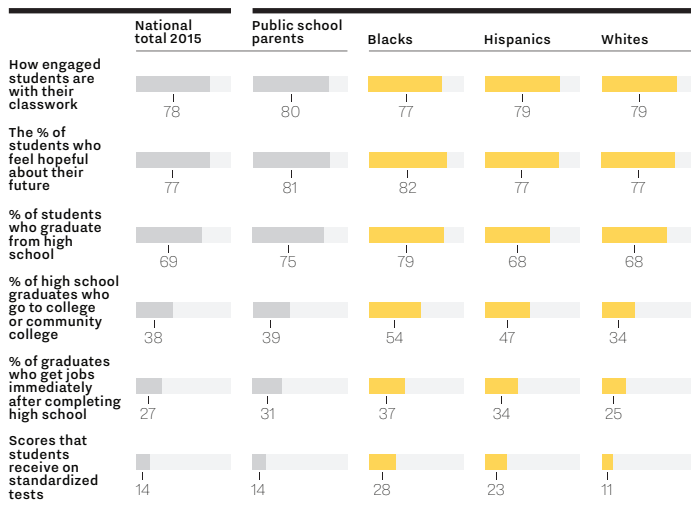
▶ Americans are ambivalent about

A majority of public school parents said they would not excuse their own child from taking a standardized test.

(Continued on page K10)

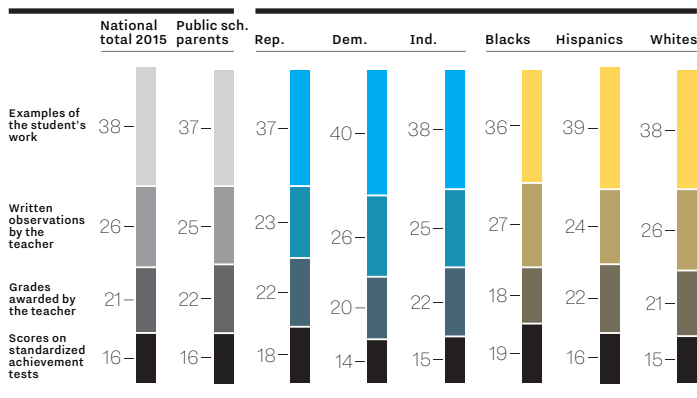
Q1

HOW IMPORTANT DO YOU THINK EACH OF THE FOLLOWING IS FOR MEASURING THE EFFECTIVENESS OF THE PUBLIC SCHOOLS IN YOUR COMMUNITY? (% WHO SAID "VERY IMPORTANT")



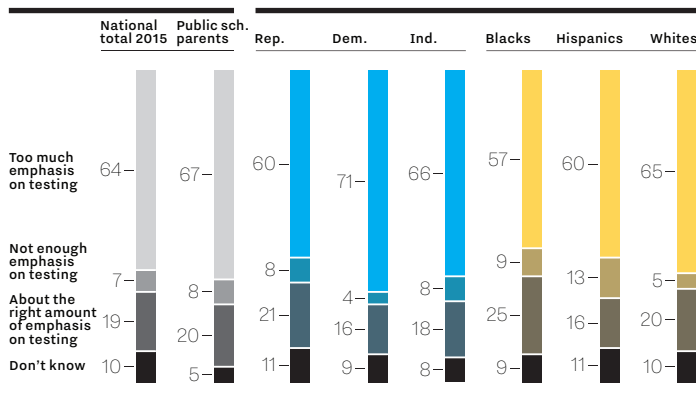
Q3

IN YOUR OPINION, WHICH OF THE FOLLOWING APPROACHES WOULD PROVIDE THE MOST ACCURATE PICTURE OF A PUBLIC SCHOOL STUDENT'S ACADEMIC PROGRESS? SELECT ALL THAT APPLY.



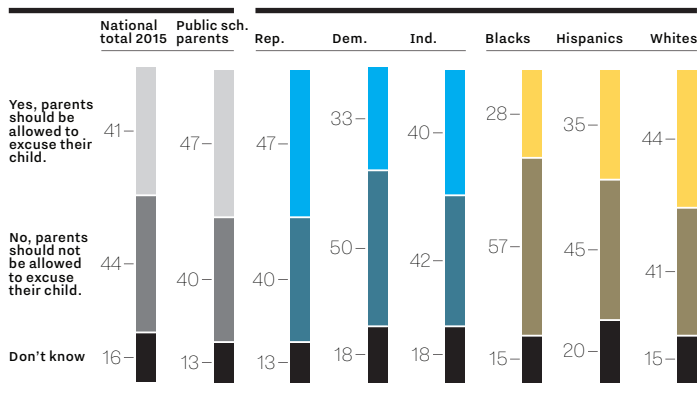
Q2

IN YOUR OPINION, IS THERE TOO MUCH EMPHASIS ON STANDARDIZED TESTING IN THE PUBLIC SCHOOLS IN YOUR COMMUNITY, NOT ENOUGH EMPHASIS ON TESTING, OR ABOUT THE RIGHT AMOUNT?



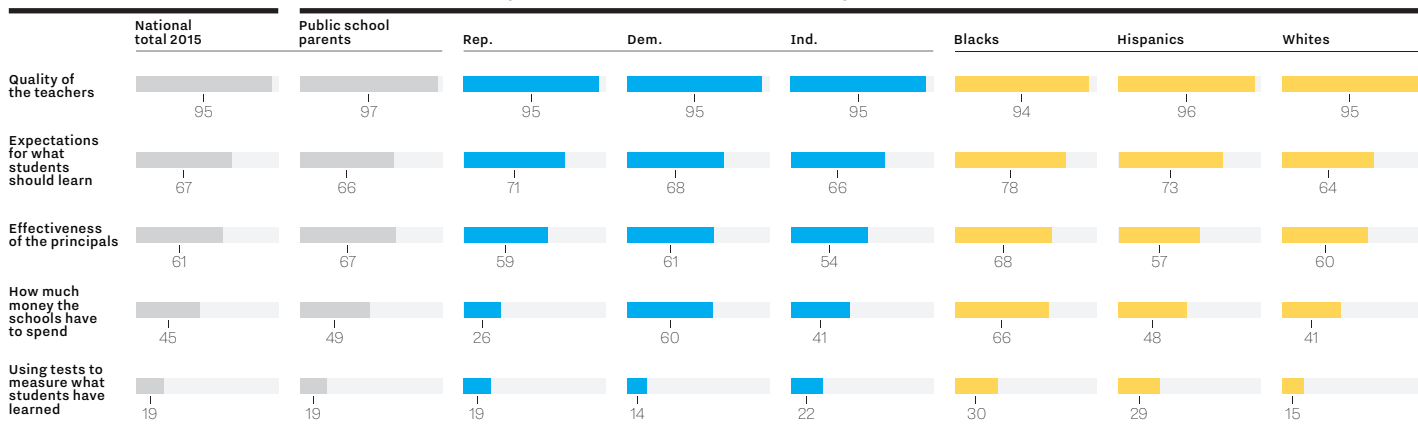
Q4

DO YOU THINK THAT ALL PARENTS WITH CHILDREN IN THE PUBLIC SCHOOLS SHOULD BE ALLOWED TO EXCUSE THEIR CHILD FROM TAKING ONE OR MORE STANDARDIZED TESTS?



Q5

THERE ARE MANY IDEAS ABOUT HOW TO IMPROVE THE QUALITY OF PUBLIC SCHOOLS. HOW IMPORTANT ARE THE FOLLOWING IDEAS FOR IMPROVING PUBLIC SCHOOLS IN YOUR COMMUNITY? (% WHO SAID "VERY IMPORTANT")



the importance of comparing test scores for students in their local schools with students in other school districts, states, and nations. Nearly one-third of blacks said using standardized tests to compare their local schools with schools in other districts and other states is “very important;” only 15% of whites said the same.

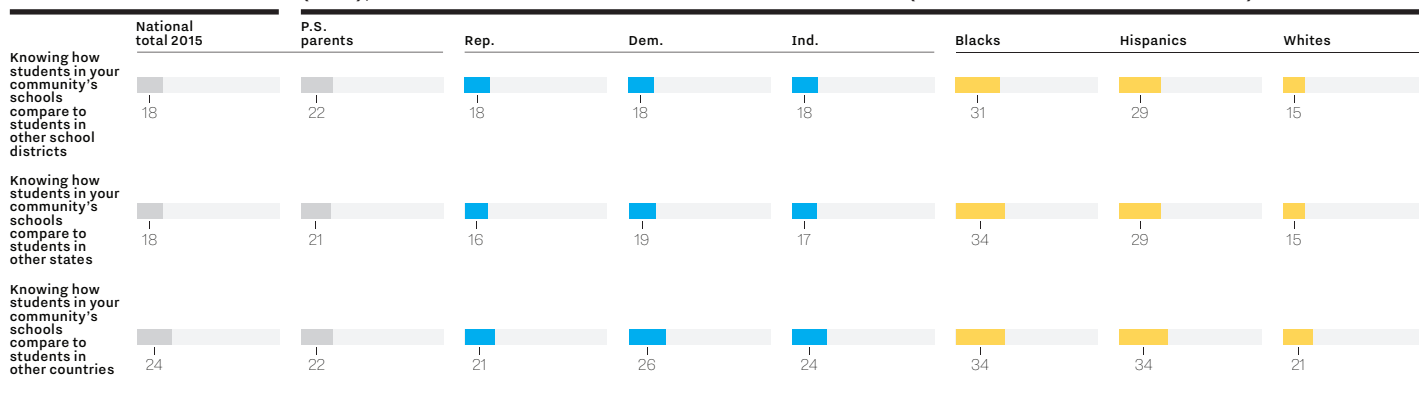
► 55% of Americans and 61% of public

school parents oppose including student scores on standardized tests as part of teacher evaluations.

► Only 16% of public school parents strongly agreed that their child complains about taking too many standardized tests. Just 9% of Hispanic parents strongly agreed that their children complained about too many tests.

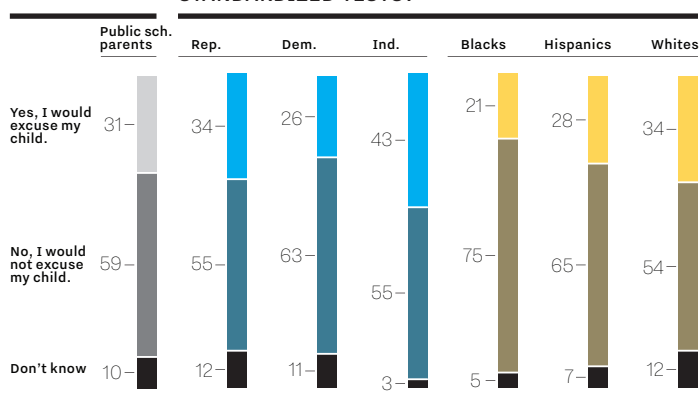
Q6

HOW IMPORTANT IS IT FOR YOU TO KNOW HOW THE STUDENTS IN YOUR COMMUNITY'S SCHOOLS PERFORM ON STANDARDIZED TESTS COMPARED WITH STUDENTS IN OTHER SCHOOL DISTRICTS? HOW IMPORTANT IS IT FOR YOU TO KNOW HOW STUDENTS IN YOUR STATE PERFORM ON STANDARDIZED TESTS COMPARED WITH STUDENTS IN OTHER STATES? HOW IMPORTANT IS IT FOR YOU TO KNOW HOW STUDENTS IN THIS COUNTRY PERFORM ON STANDARDIZED TESTS, SUCH AS THE PROGRAM FOR INTERNATIONAL STUDENT ASSESSMENT (PISA), COMPARED WITH STUDENTS IN OTHER COUNTRIES? (% WHO SAID “VERY IMPORTANT”)



Q7

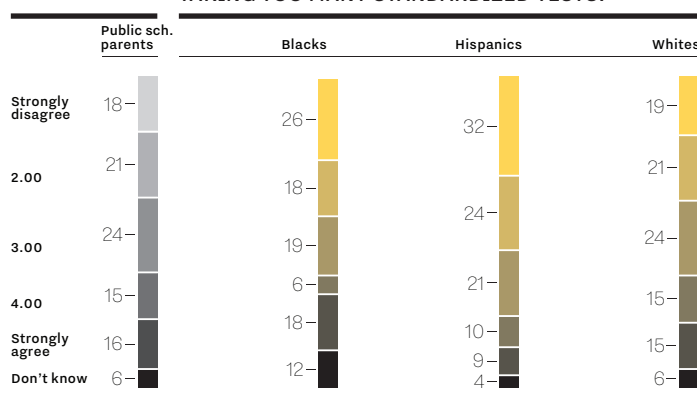
WOULD YOU EXCUSE YOUR OWN CHILD FROM TAKING ONE OR MORE STANDARDIZED TESTS?



► Percentages may not equal 100 due to rounding.

Q8

ON A FIVE-POINT SCALE, WHERE 5 MEANS STRONGLY AGREE AND 1 MEANS STRONGLY DISAGREE, PLEASE THINK ABOUT YOUR LEVEL OF AGREEMENT WITH THE FOLLOWING STATEMENT: MY CHILD COMPLAINS ABOUT TAKING TOO MANY STANDARDIZED TESTS.



EMPHASIS ON TESTING HURTS OTHER SUBJECTS

Chiquikta Fountain changed her mind about testing when she learned that her middle-school son could not write his name in cursive.

"None of these kids know how to write cursive. Teachers don't

have time to teach that any more so parents are expected to teach them these skills at home. How many parents are going to have time or know how to do that?" she said.

In her community in the Mississippi Delta, Fountain has watched as the emphasis on testing has shifted schools away from teaching basic life skills. "When you send your child to school, your expectation is that the school is going to teach the whole child. But there's so much funding attached to testing. If we don't do well on testing, then we're going to lose funding, which means we're going to lose teachers. We cannot afford to lose teachers, and the teachers know that. So teachers are being pressured to teach the children to pass the test. Everything has just spiraled out of control," she said.

The emphasis on testing also has taken a psychic toll on students, teachers, and parents, she said. "People are

really exhausted from testing. Children don't really have a chance to give their minds a

break. They are always either taking tests or getting ready to take tests. It's turning a lot of children away from school," she said.

But, unlike parents in other parts of the country, Fountain is not planning to have her 7th-grade son avoid taking standardized tests. In fact, Fountain has never heard of the opt-out movement. "When you asked me about it, that's the first I've heard about this. I've never heard of parents not having their kids take a test (or even given that option)," she said.

In spite of her concerns about testing, however, Fountain supports the Common Core. "The standards are challenging

students, teachers, parents, the community as a whole to rise to the occasion. They really help everyone understand that more is expected of them," she said.

Like most Americans, Fountain names lack of funding as the most significant problem facing schools today. "It is

really frustrating to know that the people who handle our finances don't see or don't want to see that an investment in education is an investment in the future of this state. I don't think they believe that public schools are a viable entity, that great things can come from public schools."

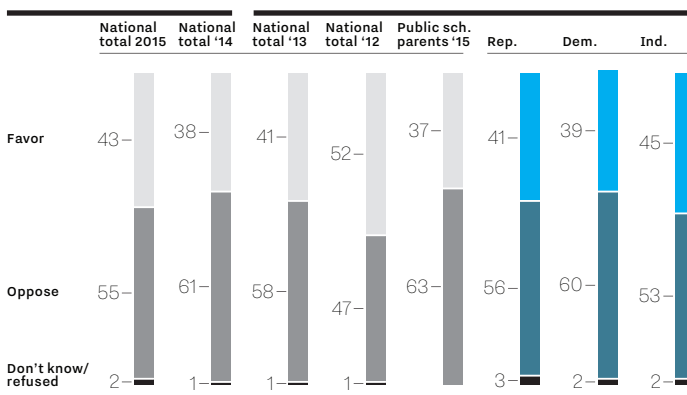
But when it comes to improving schools, Fountain believes the effectiveness of the principal is key. She points to the way a new principal at her son's middle school was able to overhaul the school in a short time, improving teacher morale, parent participation, and student engagement. "If I had to evaluate this principal, he'd receive the highest score possible. He has a sense of authority and doing things in a loving way," she said.

"If a principal can create a culture of excellence and high expectations, everything else will come along with that, and a school will improve," she said.



Q9 (Telephone)

SOME STATES REQUIRE THAT TEACHER EVALUATIONS INCLUDE HOW WELL A TEACHER'S STUDENTS PERFORM ON STANDARDIZED TESTS. DO YOU FAVOR OR OPPOSE THIS REQUIREMENT?



"Teachers are being pressured to teach the children to pass the test. Everything has just spiraled out of control."

How should we use standardized tests?

Americans have mixed feelings about tests. Tests are “somewhat important” in improving the quality of public schools and the scores that students receive on tests are “somewhat important” in evaluating whether schools are effective. But most Americans said test scores should not be used to evaluate teachers.

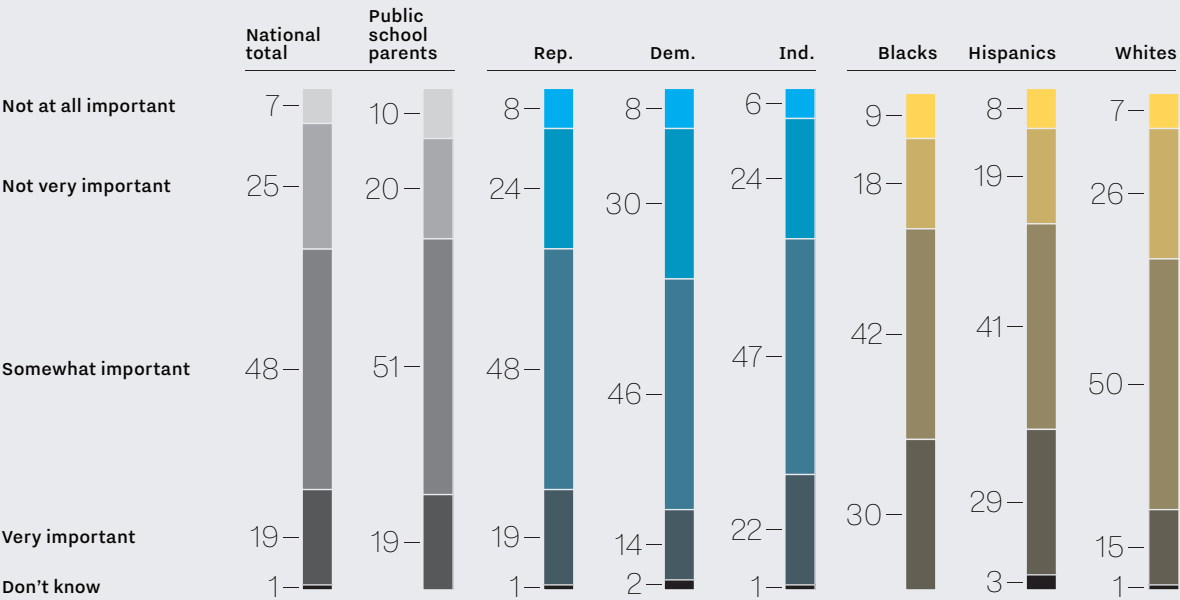
There are many ideas about how to improve the quality of public schools.

How important are the following ideas for improving public schools in your community?

(A variety of options were listed.)

Q5E

Using tests to measure what students have learned



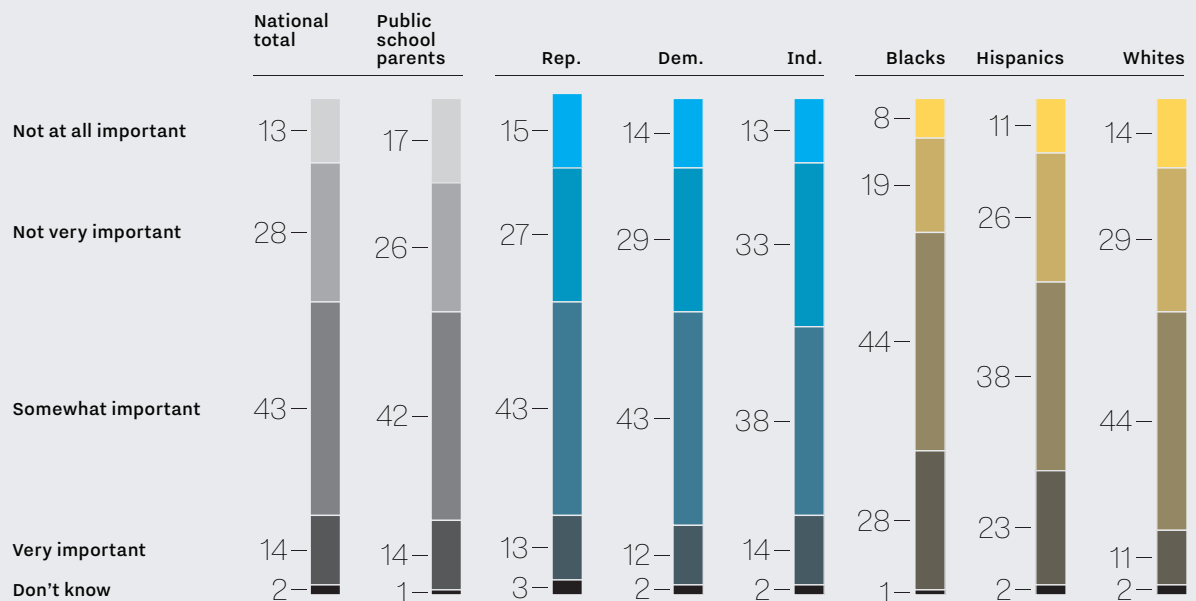
How important do you think each of the following is for measuring the

effectiveness of the public schools in your community?

(A variety of options were listed.)

Q1F

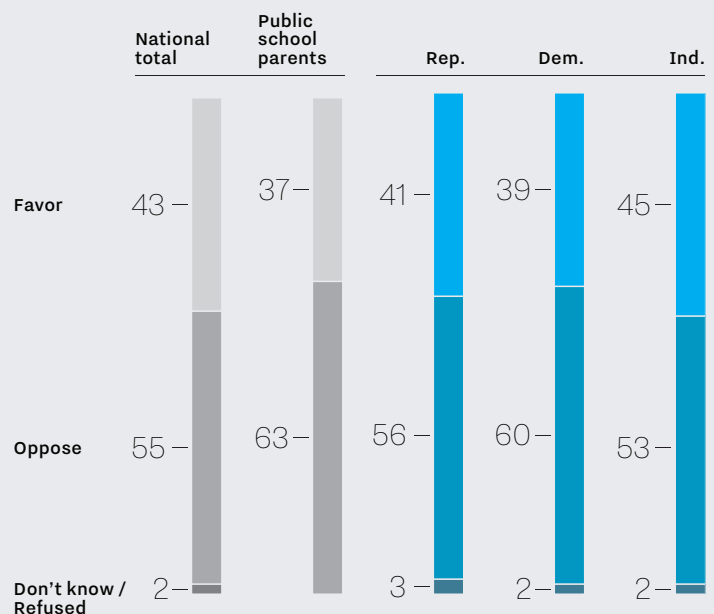
Scores that students receive on standardized tests



Q9

(Telephone)

Some states require that teacher evaluations include how well a teacher's students perform on standardized tests. Do you favor or oppose this requirement?



Common Core out of favor

PUBLIC SAYS COMMON CORE IS NOT THE SOLUTION TO SCHOOL WOES

Americans and public school parents named academic standards as one of the five biggest problems facing the public schools in their community. They split on whether the standards in their communities are just right or too low, but they are not sold on using the Common Core State Standards as the solution to that problem.

FINDINGS

▶ 54% of public school parents oppose having teachers in their community use the Common Core State Standards to guide what they teach. More blacks favored having teachers use the Common Core than opposed such instruction.

▶ Only 6% of Americans believe the student achievement standards in the schools in their community are too high with 39% believing they are too low — 37% believe they're just right.

▶ 72% of public school parents said they have heard a great deal or a fair

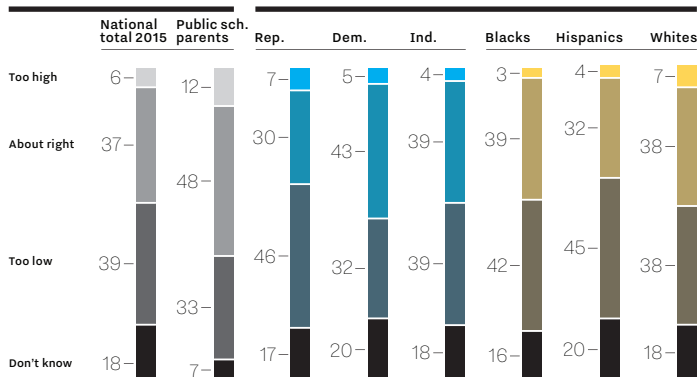
amount about the Common Core; only 3% admit to not hearing of the standards at all.

▶ 27% of public school parents said they learned about the Common Core from teachers or other education professionals, and 19% said from school communications. For other Americans, over half first heard about Common Core from traditional media sources and two in 10 said they first heard about them from social media.

Parents named academic standards as one of the five biggest problems facing the public schools in their community.

Q10

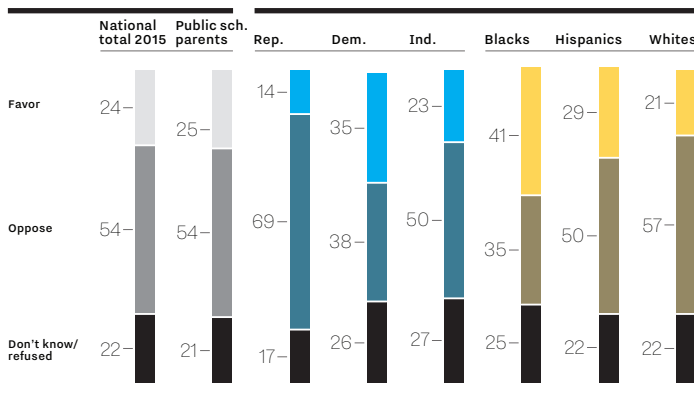
IN YOUR OPINION, ARE STUDENT ACHIEVEMENT STANDARDS IN THE PUBLIC SCHOOLS IN YOUR COMMUNITY TOO HIGH, ABOUT RIGHT, OR TOO LOW?



▶ Percentages may not equal 100 due to rounding.

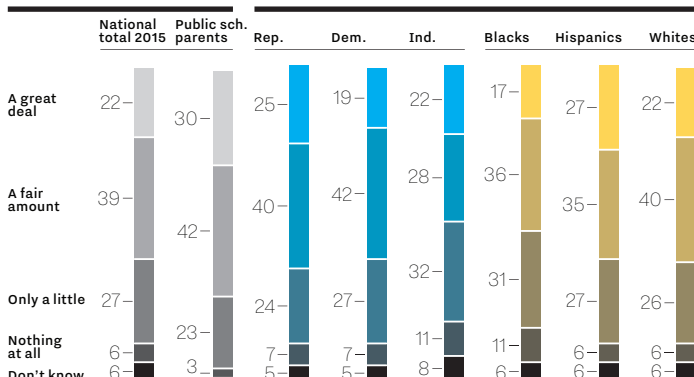
Q11

DO YOU FAVOR OR OPPOSE HAVING THE TEACHERS IN YOUR COMMUNITY USE THE COMMON CORE STATE STANDARDS TO GUIDE WHAT THEY TEACH?



Q12

HOW MUCH, IF ANYTHING, HAVE YOU HEARD ABOUT THE STANDARDS FOR TEACHING READING, WRITING, AND MATH IN GRADES K THROUGH 12, KNOWN AS THE COMMON CORE STATE STANDARDS?



COMMON CORE TOO MUCH, TOO EARLY

Concerns about school funding launched Lisa Litvin into education advocacy. “Once you hook into one issue, they all open up,” she said.

Now her focus is on the Common Core and testing. She doesn’t like much of what she hears about either one of them.

“One of the first things I heard about the Common Core was that New

York was adopting it while it was being drafted and before it had been piloted. We just went full on into this and to me, that was very troubling,” said Litvin, who lives in Hastings-on-Hudson, north of New York City.

But ultimately what concerned her most was the testing tied to the Common Core. “I’m not against testing. But to be effective, a test has to test what a student has been taught. You have to be able to see the questions after the fact. Test results have to come back to the school so teachers, students, and parents can learn from them, and the test results can’t have high stakes attached to them,” she said. The tests tied to the Common

Core do not meet those standards, she said.

Parents should have the right to refuse to have their child take a standardized test that fails to meet these standards, she said. However, her daughter — a junior at a public high school — will take the Common Core Regents exam because it is tied to a high school graduation requirement.

Litvin said alarm bells went off when she learned that teachers would be evaluated in part on the results of these new exams. “When we heard about grading teachers on the test, it was obvious to us what would happen: Teachers would spend disproportionate time on tested subjects, more time on test preparation, and the curriculum would be narrowed.”

Scores from standardized tests should not be part of any teacher’s evaluation or tenure determination. “Teachers are being made the targets for everything that’s wrong with schools,” she said.

She said renewable individual contracts will eventually

replace tenure, but now is not the time to move in that direction. “We need to repair our relationship with teachers. We need to restore respect for the profession of teaching. They’re doing what’s right, but they’re being made the scapegoats for everything that’s wrong with America. They’re not bringing home Wall Street money; they’re just trying to do right by our kids. We have to stop hammering them so much.

They deserve much better than that,” she said.

Litvin also sees charter schools as a political effort that’s threatening traditional public schools in her state and elsewhere. “Charter schools have become something that wasn’t really intended. They were supposed to be incubators for new ideas in teaching, with successful ideas being brought back to the traditional schools. But, instead,

in our state, they’re becoming a permanent alternative to public schools.” Litvin worries that increasing emphasis on charter schools threatens funding for traditional public schools. “Our schools have been underfunded for five to six years. The money that’s going to support charter schools is coming right out of what would have gone to the traditional public schools. I have a big problem with that kind of mechanism.”

LISA LITVIN

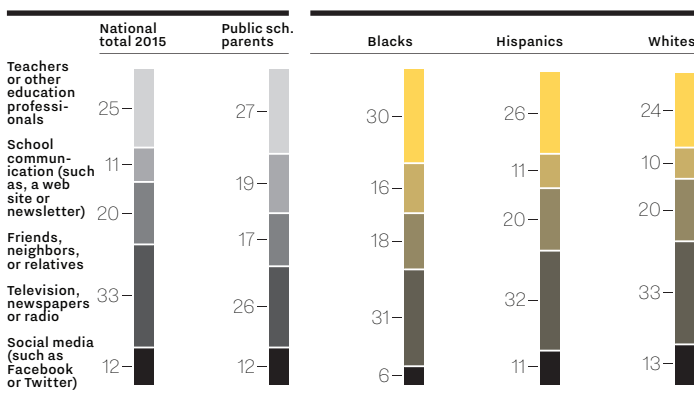
HASTINGS-ON-HUDSON, NY

MOTHER OF ONE DAUGHTER WHO ATTENDS PUBLIC SCHOOL AND ONE SON IN COLLEGE



Q13

HOW DID YOU FIRST HEAR ABOUT THE COMMON CORE STATE STANDARDS? SELECT ALL THAT APPLY.



“Right now, teachers are being made the targets for everything that’s wrong with schools.”

USE THE POLL TO LISTEN TO YOUR COMMUNITY

By Adam Kernan-Schloss

NOW THAT YOU HAVE ACCESS to the wealth of insights from the 47th annual PDK/Gallup Poll of the Public's Attitudes Toward the Public Schools, what's the best way to use the findings to engage your community? Used wisely, these findings can be a powerful tool that helps you take the pulse of your own community. And in the process, you can build understanding and support for your own priorities . . . or learn through listening that you may need to shift gears to respond to your community.

Act on what you hear

Here are three ways to use the survey data as a starting point for learning more about your community:

- ▶ Localize the poll (or parts of it), and use the results to see how your community compares to national averages and recent trends.
- ▶ Conduct robust conversations to get a more in-depth look at how parents, educators, and community members think about issues that matter most.
- ▶ Use small-group conversations to push the results further, to see how people respond after getting additional information about an issue. There are always competing viewpoints and perspectives when it comes to school reforms. As a district or school leader, knowing the extent to which various perspectives resonate with your stakeholders can be very helpful.

Whatever approach you take, make sure you are clear about how you will use the information you gather:

- ▶ **Let participants know at the front end how you will use what you hear.** "Public engagement builds, informs, and deepens local conversations around issues with the aim of developing broad support for *action* [emphasis added]," says the Annenberg Institute for School Reform. You aren't effectively engaging the public until you tie public input to action.

▶ **Make sure to close the loop a week or two after engaging with the community.** Report back to participants and the community at large. Tell them what you learned and how you plan to use the information. If you don't take this crucial step, the public may believe you were only going through the motions of two-way engagement. Nothing dampens willingness to participate (and enthusiasm for action) like believing that community input winds up in some black hole inside the system.

1. Localize the poll.

This is the least resource-intensive approach. Create a local poll based on relevant sections of the national one. Is testing a hot issue in your community? Use questions 1-9. What about the Common Core? Use questions 10-13. When you get your local results, see how your community compares to the national data. What does that suggest in terms of additional outreach needed to explain your policies, and what does it indicate about possible modifications you might want to make to the policies?

Conducting the survey can be fast and easy. If you have survey administration tools, use them. Or take advantage of online surveys such as Survey Monkey. Asking respondents to identify their racial/ethnic group also would let you know if important populations have distinctive concerns that you might need to address.

Enlist the help of your principals and groups such as your teachers and parent associations to administer the survey with their staff and/or members.

2. Conduct community conversations.

To better learn about your stakeholders' understanding of and perspectives on key issues, organize a listening session. These sessions can range in size from 10-person focus groups to 100-plus-person community forums. For example, several years ago, we worked with a handful of state school board associations to organize a series of local forums

around the question, “What matters most?”

It was at a time of growing backlash against the perceived overemphasis in reading and math test scores as the primary barometer of a school’s achievement and progress. Educators were widely complaining, rightly, that these indicators were too narrow. Our recommendation to the state school board associations: “You can’t fight something with nothing. If test scores aren’t what matters most for your parents and public, then let’s find out what does.”

As a result, local school boards conducted a series of What Matters Most meetings. The state association then aggregated the results and used them as talking points with policy makers and other influencers. Our checklist of alternative indicators included many of the indicators found on Questions 3 and 17 of this year’s PDK/Gallup poll:

QN3

In your opinion, which of the following approaches would provide the most accurate picture of a public school student’s academic progress? Select all that apply.

- ☐ Examples of the student’s work
- ☐ Scores on standardized achievement tests
- ☐ Grades awarded by the teacher
- ☐ Written observations by the teacher
- ☐ Don’t know

QN17

Suppose families were free to choose which public school their child attends in this community. How important do you think each of the following factors is in choosing a local public school? (Very important, somewhat important, not very important, not at all important, don’t know)

- ☐ Quality of the teaching staff
- ☐ Maintaining student discipline

- ☐ Curriculum (i.e. the courses offered)
- ☐ Size of the classes
- ☐ Student achievement on standardized tests
- ☐ Variety of extracurricular activities offered (i.e. music, theatre, clubs)
- ☐ Success of the athletic programs
- ☐ Proximity to home
- ☐ Proximity to parent’s workplace
- ☐ Size of the school (i.e. the number of students enrolled)
- ☐ Reputation of the school

3. Push people’s thinking.

Most ambitious, consider using the poll to push people’s thinking about complex issues. Perhaps majorities are in favor of allowing parents to opt their children out of standardized tests. But would they feel differently if they knew school funding could be at risk if too many students opt out? For people who oppose the Common Core, would they feel differently if they knew teachers who have used these standards in their classrooms support them? And so on.

Whatever route you take to engage your community about the poll results, share what you’ve done and what you’ve learned with other educators. You can add comments to this article online at **pdkpoll.org** as a way of beginning a broader national conversation about the important issues raised by this poll.

ADAM KERNAN-SCHLOSS IS PRESIDENT AND CEO OF KSA-PLUS COMMUNICATIONS, ARLINGTON, VA., A FIRM THAT SPECIALIZES IN STRATEGIC COMMUNICATIONS WITH A FOCUS ON EDUCATION.

► How do you plan to use the poll findings? Tell us at **pdkpoll.org**.

Americans endorse choice

CHARTERS AND CHOICE ARE OK, BUT THE PUBLIC DOES NOT SUPPORT VOUCHERS.

MANY AMERICANS HAVE come to accept choice and charters as part of the education landscape, but they draw the line at using public money to pay for a child's attendance at a private school.

FINDINGS

▶ 64% of Americans surveyed via phone favor charter schools with even higher percentages of support among Republican and independent voters. This is a similar level of favorability as last year.

▶ Nearly two-thirds of Americans favor permitting parents to select any public school in their district, support that's relatively consistent across racial groups.

▶ Six in 10 public school parents said they have enough information about the public schools to make an informed choice for their child's school.

▶ Of 11 factors presented, public school parents believe the three most important factors in choosing a local public school include the quality of the teachers, the curriculum (i.e., the courses offered), and the maintenance of student discipline. The three least important factors are the proximity of the school to the workplace, the success of the athletic program, and student achievement as measured by standardized tests.

▶ Black, Hispanic, and white adults agreed on the most important and least important factors in choosing a public school. But blacks gave greater weight to class size and school size than the other two groups in selecting a school for their child.

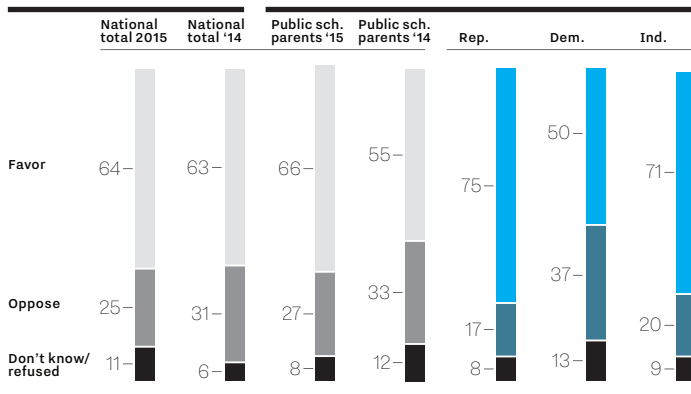
▶ Only 31% of Americans favor allowing students and parents to choose a private school to attend at public expense, which is commonly known as vouchers.

(See the responses for this question on p. 25.)

Nearly two-thirds of Americans favor permitting parents to select any public school in their district, support that's relatively consistent across racial groups.

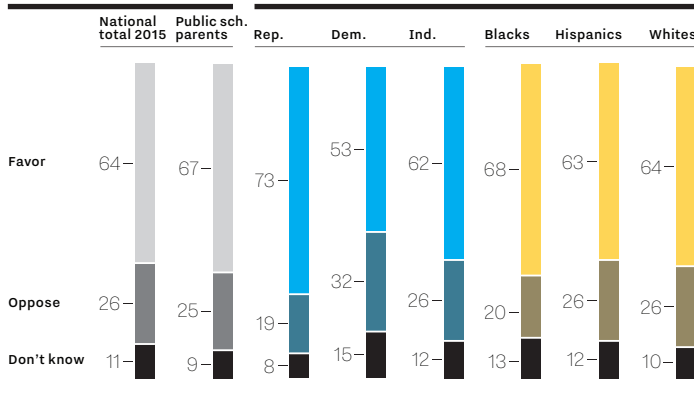
Q14 (Telephone)

DO YOU FAVOR OR OPPOSE THE IDEA OF CHARTER SCHOOLS?



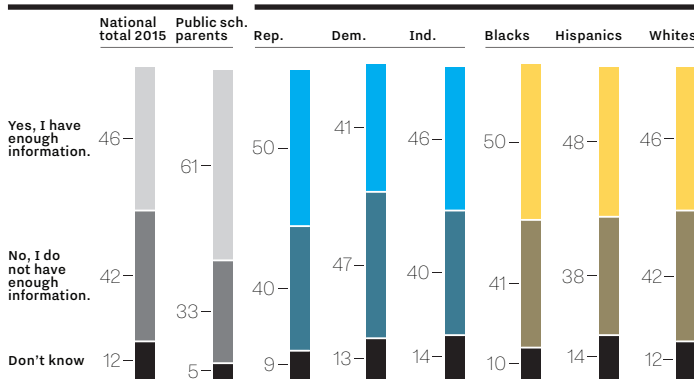
Q15

DO YOU FAVOR OR OPPOSE ALLOWING STUDENTS AND THEIR PARENTS TO CHOOSE WHICH PUBLIC SCHOOLS IN THE COMMUNITY THE STUDENTS ATTEND, REGARDLESS OF WHERE THEY LIVE?



Q16

SUPPOSE YOU COULD CHOOSE ANY SCHOOL IN YOUR DISTRICT FOR YOUR OWN CHILD OR FOR SOMEONE ELSE'S CHILD. DO YOU FEEL YOU HAVE ENOUGH INFORMATION ABOUT THE DIFFERENT PUBLIC SCHOOLS IN THIS COMMUNITY TO MAKE THE BEST CHOICE FOR A CHILD OR NOT?



TEST SCORES LEAD TO CHARTERS

When Jesus Andrade was choosing a school in Los Angeles for his two sons, test scores were the primary factor in his decision. “I just looked at test scores. Since I live in South Central, I don’t have a choice between a good school and the best school. I had a choice between the worst schools and a good education all around,” he said.

“I’ve heard stories about people who want to know if the school does social-emotional learning. They want a school that has a good arts program or a swim program, or they want a school that differentiates in the classroom. Some people are fortunate to have choices like that. They can select between a good school and the best school. Where I live in South

Central, we don’t have that choice,” he said.

Andrade said he’s not alone among his neighbors in preferring charter schools over

JESUS ANDRADE
LOS ANGELES, CALIF.
FATHER OF TWO SONS WHO
ATTEND CHARTER SCHOOLS

traditional public schools. “A lot of us in my neighborhood want charter schools because it gives

us a real option. Charter schools are in the business of educating children who haven’t learned. Traditional schools give reasons why students can’t learn. Charter schools prove that these kids can learn,” he said.

“I want more kids to have the best education they can receive. I’m more practical than ideological. The liberals and the conservatives, they have their positions. I just look at the proof of what’s happening.

I look at test scores,” he said.

“There are many measures that you could use, but doing well in math and reading, that’s really important for all kids,” he said.

Still, Andrade worries that standardized testing is squeezing out other important pieces of a good quality education, especially the arts and sports. As his oldest son approaches

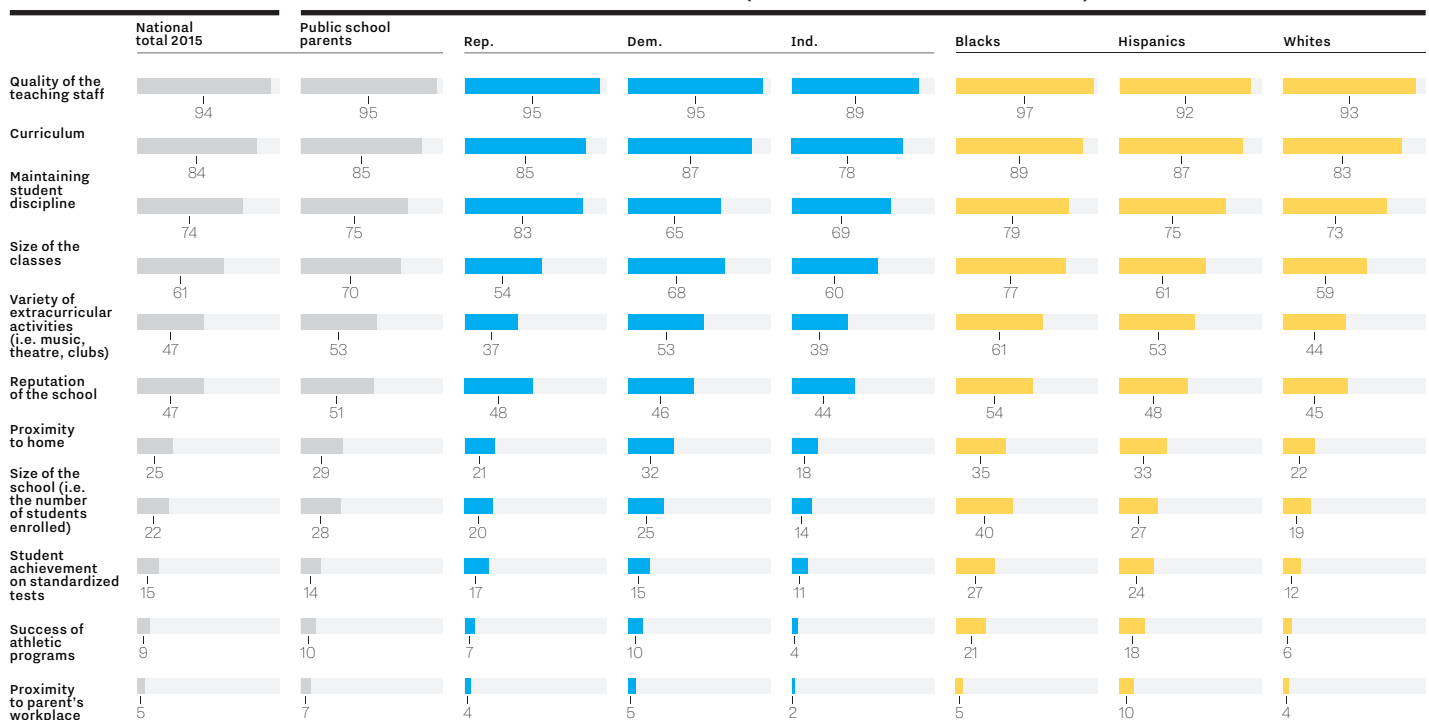
high school age, Andrade said, for the first time, he’s considering enrolling him in a traditional public high school so he’ll have the opportunity to play sports. “We may be forced to do a traditional school over a charter school because the charter schools don’t have the athletic programs that the traditional schools have,” he said.

Andrade also sees standards, including the Common Core State Standards, as a way to infuse more equity into all public schools. Standards are a way of assuring that all schools everywhere are teaching to the same set of expectations, regardless of who’s in the classroom or where the classroom is located, he said. “I don’t want my sons to lose a beat if they have to change schools or move to another city,” he said.



Q17

SUPPOSE FAMILIES WERE FREE TO CHOOSE WHICH PUBLIC SCHOOL THEIR CHILD ATTENDS IN THIS COMMUNITY. HOW IMPORTANT DO YOU THINK EACH OF THE FOLLOWING FACTORS IS IN CHOOSING A LOCAL PUBLIC SCHOOL? (% WHO SAID “VERY IMPORTANT”)

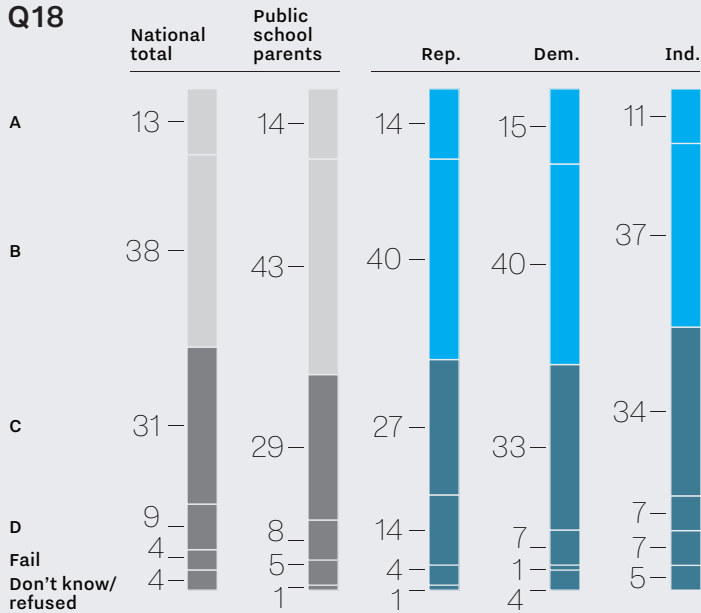


► Percentages may not equal 100 due to rounding.

Local schools better than schools nationally

Americans have long believed that their local schools are better than the schools in someone else's community. Overall, they're pretty pessimistic about how many children across the country are getting a high-quality education.

Q18



Q18

Students are often given the grades A, B, C, D, and Fail to denote the quality of their work. Suppose the public schools themselves in your community were graded in the same way. What grade would you give the public schools here — A, B, C, D, or Fail? (Telephone)

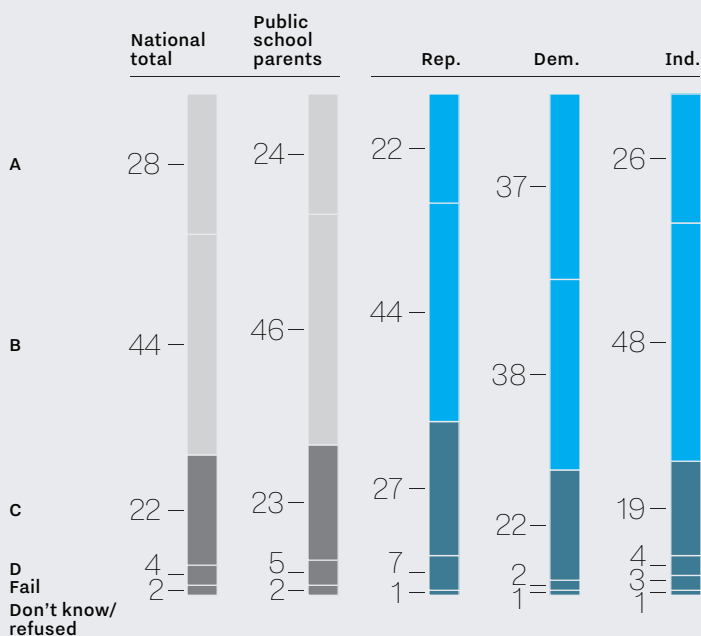
Q19

Using the A, B, C, D, and Fail scale again, what grade would you give the school your oldest child attends? (Telephone)

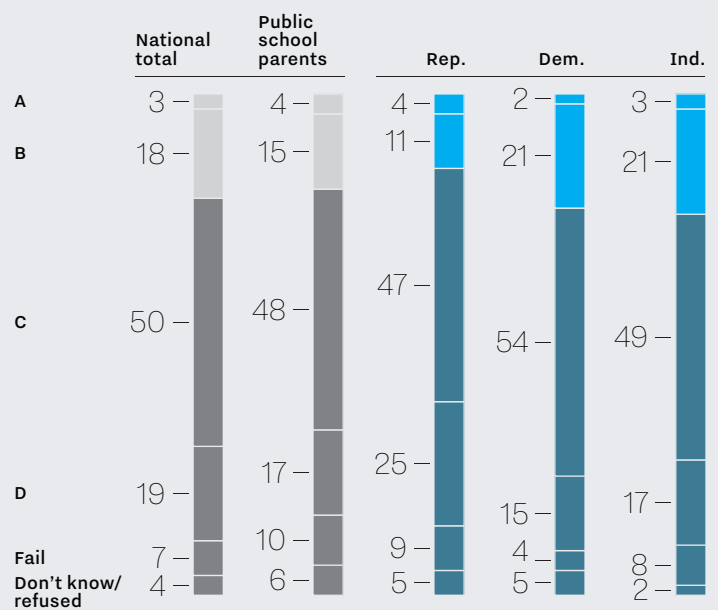
Q20

How about the public schools in the nation as a whole? What grade would you give the public schools, nationally — A, B, C, D, or Fail? (Telephone)

Q19



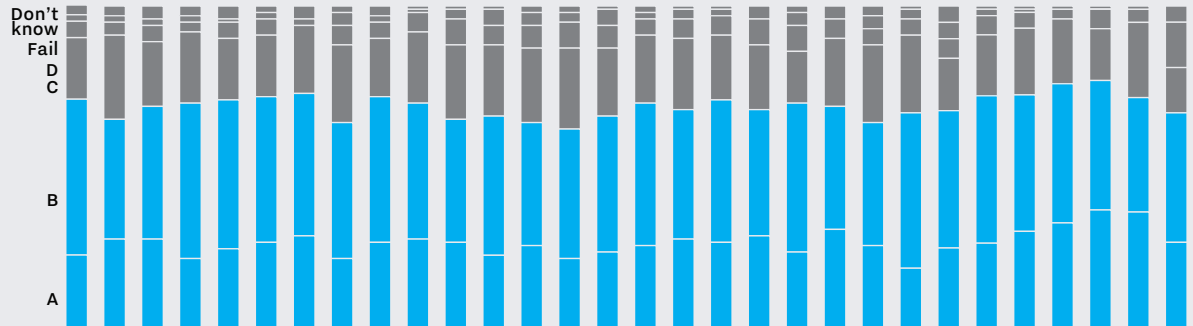
Q20



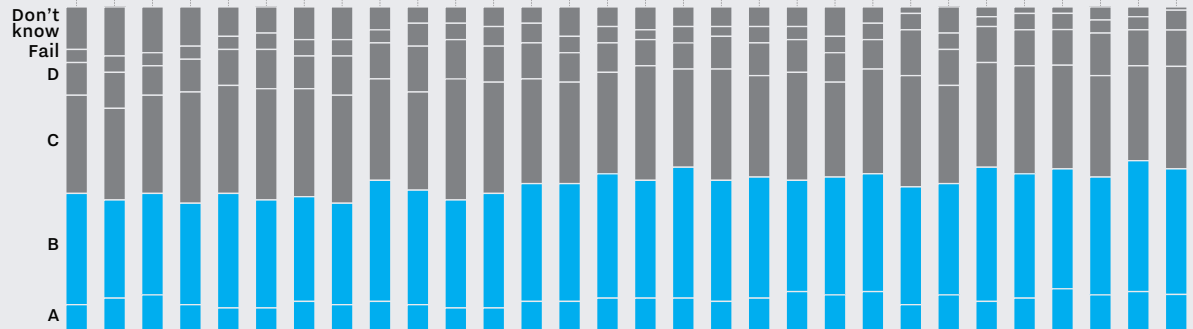
Grading the schools

Responses from 1985 through 2014

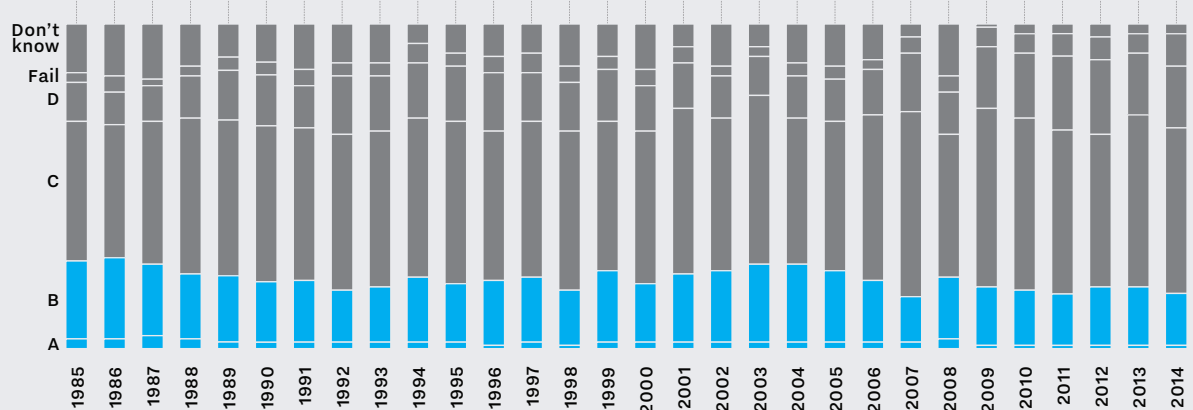
Using the A, B, C, D, FAIL scale again, what grade would you give **the school your oldest child attends**?



What grade would you give **the public schools here** — A, B, C, D, or Fail?



How about the public schools in the nation as a whole? What grade would you give **the public schools nationally** — A, B, C, D, or Fail?



Americans love their local schools

LACK OF FINANCIAL SUPPORT TOPS THE LIST OF PROBLEMS FACING LOCAL SCHOOLS

AMERICANS CONSISTENTLY give the highest grades to the schools that are closest to them and that they may have more experience with and the lowest grades to the schools farthest away, a pattern that has held across 40 years of the PDK/Gallup poll.

The single most enduring question in the PDK/Gallup poll is this: Grade the schools in your community using A, B, C, D, or Fail to denote the quality of their work. We also ask Americans to use the same approach to grade the nation's schools, and we ask public school parents to grade the school that their oldest child attends. To maintain trend data, these three questions were asked this year via telephone polling of 1,001 adults.

In another remarkably consistent response, Americans once again named lack of financial support as the biggest problem facing schools in their communities. We always ask this open-ended question first so responders won't be influenced by other questions in the poll, and we do not provide prompts.

FINDINGS

▶ This year, 51% of Americans gave schools in their own community a grade of either A or B; only 4% gave their schools a failing grade. What's most interesting is how consistent these grades have been during the last 10 years. Since 2005, the percentage range of A's and B's has gone as low as 45% and as high as 53%. In fact, the variance in the grades has not changed much even over the last 25 years. This is a remarkable finding when you consider the multitude of reports questioning the quality of American education.

▶ This year's larger web-based poll gave us the opportunity to learn for the first time how blacks, Hispanics, and whites would grade their community's schools: Only 23% of blacks gave their schools A's or B's; among Hispanics, 31%.

▶ Similarly, while lower, the grades that Americans assign to the nation's schools also are consistent over the past 10 years. This year's percentage of A's and B's is 21%, up from 17% last year. In the last 10 years, the percentage of A's and B's has been as high as 22% and as low as 16%. So while Americans view the quality of the nation schools lower than schools in their own community, they do not necessarily perceive an overall decline in the nation's schools.

▶ During the last 10 years, we see the greatest variance in how public school parents grade the school that their oldest child attends. Over the years, grades from public school parents have been as low as 64% of A's and B's and as high as 77%. This year, 70% of public school parents gave the school attended by their oldest child either an A or a B.

▶ Lack of financial support for schools has been at the top of Americans' list of the biggest problems facing their local schools for 10 years — and by a wide margin. Making the top five list of problems this year are concerns about standards and testing.

▶ Blacks, Hispanics, and whites all named lack of financial support as the biggest problem. Lack of parental support/interest rated high among all groups as a problem for schools.

▶ Nearly two-thirds of Americans believe that 50% or fewer public school students in this country are receiving a high-quality education. These data are similar for blacks, Hispanics, and whites.

▶ By far, of factors studied, Americans believe teacher quality is the most important factor to improve the quality of the public schools, followed by establishing expectations for what students should learn (i.e., academic standards) and employing effective school principals. Fewest (19%) say using tests is a very important way to improve schools.

Americans once again named lack of financial support as the biggest problem facing schools in their communities.

LOCAL SCHOOLS BETTER THAN SCHOOLS NATIONALLY?

Americans have consistently given the highest grades to the schools attended by their oldest child, followed by their local schools, with schools nationally trailing far behind.

What accounts for this?

Political scientist Robert Shapiro believes the variation in the grades occurs because of the variation in where Americans get their information. "Americans form their opinions about their local schools through their own contact with the schools and what their children are saying. What they experience more personally, they tend to have more favorable views about. Nationally, they're developing their opinions from what they hear on the news, about the problems at schools in general," he said.

Gallup methodologist Stephanie Kafka said this trend is repeated in all kinds of polls. "The further I get from my front door, the more likely I am to become negative. It's tremendously consistent. For example, people will say they love their local congressman, but they think Congress is awful," she said.

"These things are largely perspective. People have good day-to-day experiences with the schools they know, and they have fewer day-to-day positive experiences with the schools they don't know," Kafka said.

"It's more likely that you've seen enough at the local level to make yourself feel good about what they're doing," she said.

For schools that aren't within their sphere, they're getting information from the media, she said. "And a lot of the news that we're all exposed to is negative. It's not like most people have reviewed reams of information before arriving at an opinion. It's hard for people to recall the reasons why they believe in something. We have that challenge a lot in political polling," she said.

CHOICE, BUDGET CUTS THREATEN PUBLIC EDUCATION

Angela McManaman sighs deeply and says, "It would be a real luxury if I could worry about just the Common Core and testing."

Instead, as a public school mom in Milwaukee, Wis., she worries most about how much funding the state will provide for K-12 schools, increasing state efforts to take over public schools, and how impending budget cuts will change quality and affordability of a college education in Wisconsin.

ANGELA MCMANAMAN

MILWAUKEE, WIS.

MOTHER OF FOUR,
INCLUDING THREE WHO
ATTEND PUBLIC SCHOOLS

McManaman sees efforts to expand the state's long-standing voucher program in Milwaukee as a special threat to undermine

the traditional public schools. "Milwaukee taxpayers like me hand over tens of millions every year to fund private school tuition through the voucher program. At the same time, some Milwaukee public school parents are being told we can't afford to have a school library, that our school can't have an art teacher, that small class-size funding isn't possible under the current state-funding model, yet we're subsidizing more than \$50 million yearly for private-school tuition?"

"If we're decimating our public schools in order to build up a choice network, that has a profound, long-term effect on our entire community," she said.

Although she has heard teacher concerns about the Common Core, she's confident the standards were created with high expectations in mind for all children. "Standards are important in pretty much everything we do. I love the idea that groups of education professionals came together to talk about this and decide what kids could and should learn. The idea that policy makers are dismantling what's been in place is rather frightening.

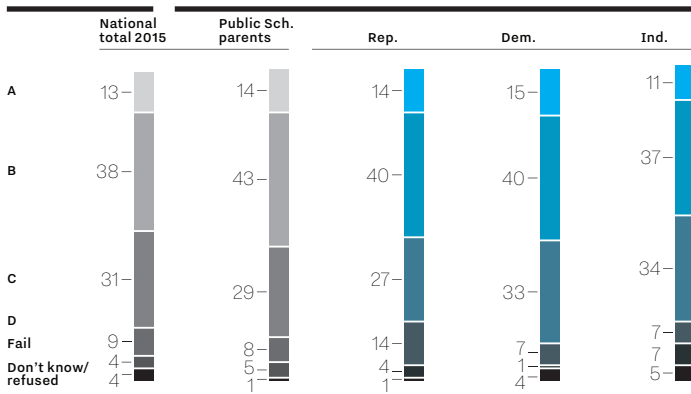
"A lot of teachers tell me that the Core limits their creativity, but I think budget cuts probably limit their creativity even more," she said.



Q18

(Telephone)

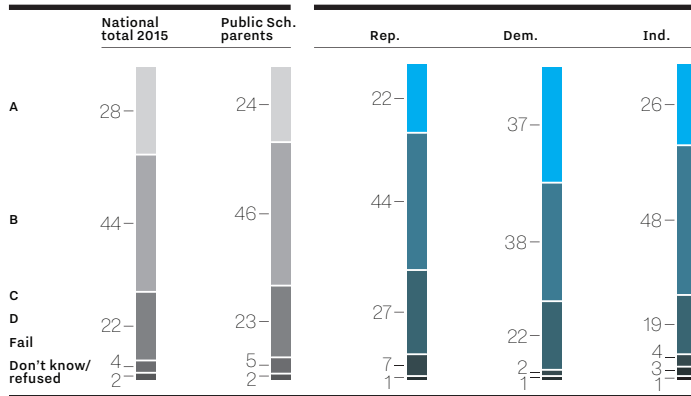
STUDENTS ARE OFTEN GIVEN THE GRADES A, B, C, D, AND FAIL TO DENOTE THE QUALITY OF THEIR WORK. SUPPOSE THE PUBLIC SCHOOLS THEMSELVES IN YOUR COMMUNITY WERE GRADED IN THE SAME WAY. WHAT GRADE WOULD YOU GIVE THE PUBLIC SCHOOLS HERE—A, B, C, D, OR FAIL?



Q19

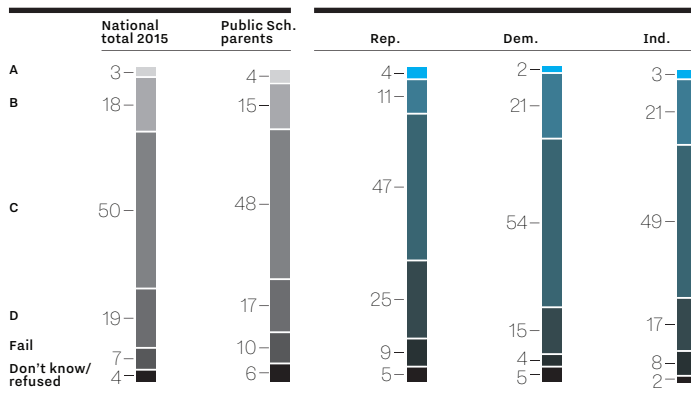
(Telephone)

USING THE A, B, C, D, AND FAIL SCALE AGAIN, WHAT GRADE WOULD YOU GIVE THE SCHOOL YOUR OLDEST CHILD ATTENDS?

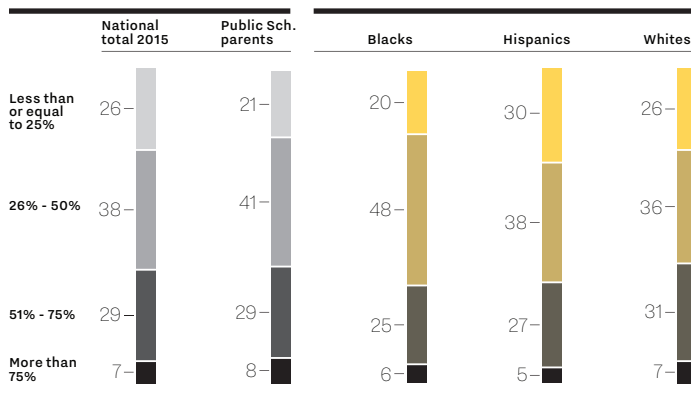
**Q20**

(Telephone)

HOW ABOUT THE PUBLIC SCHOOLS IN THE NATION AS A WHOLE? WHAT GRADE WOULD YOU GIVE THE PUBLIC SCHOOLS, NATIONALLY—A, B, C, D, OR FAIL?

**Q21**

WHAT PERCENTAGE OF PUBLIC SCHOOL STUDENTS IN THIS COUNTRY DO YOU BELIEVE RECEIVE A HIGH-QUALITY EDUCATION TODAY?

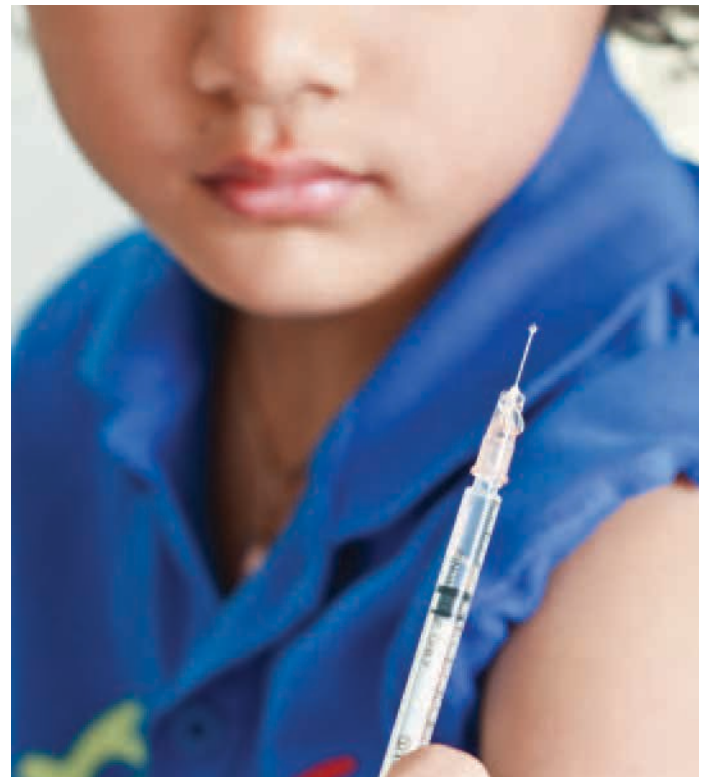


► Percentages may not equal 100 due to rounding.

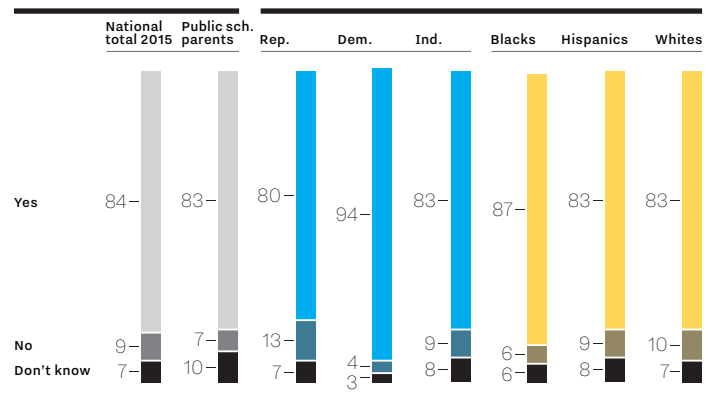
Get the kids vaccinated!

AMERICANS AGREED THAT ALL CHILDREN SHOULD BE VACCINATED BEFORE THEY ATTEND PUBLIC SCHOOLS.

WITH VACCINATION SO much in the news during the last school year, we decided to check American views on that question. We learned that Americans in all categories overwhelmingly said that all children should be vaccinated before they attend public schools.

**Q22**

DO YOU THINK STUDENTS SHOULD BE REQUIRED TO HAVE CERTAIN VACCINATIONS BEFORE THEY ARE ALLOWED TO ATTEND A PUBLIC SCHOOL IN YOUR COMMUNITY?



COMMON CORE HELPS ALL STUDENTS

Myya Robinson is confused about why Americans, especially parents, would be opposed to the Common Core State Standards.

"When I think of the Common Core, I think of it as raising the bar and leveling the playing field. Who wouldn't want high expectations for all of our children?" asked the mother of three in the Gulf Coast city of Pascagoula, Miss.

But she also understands why many parents are frustrated and confused by the changes created by the Common Core, which her state has adopted. "I don't think (Mississippi) has done a wonderful job of laying it out and giving parents and educators the knowledge they need. The community as a whole has not been well-informed about this," she said.

State legislators, she said, are key to influencing the public's opinion about the Core and tests related to it. "If our

legislators were of one accord, if they could stand together on this issue, I think that would make a big difference.

But when they're fighting amongst themselves, that makes it very difficult," she said.

In her home,

Robinson has seen the changes introduced by the Core. Her oldest daughter, a 7th grader, already had had several years of experience with school curriculum, expectations, and testing. The standards are higher than she was used to, and the testing regimen is different. She used to take Mississippi's statewide exam on paper, but the PARCC tests are administered via computer with students rotating on and off computers during the day. "Plus she deals with more teachers, and she sees from classroom to classroom which teachers are embracing it and which ones are not. She comes home very frustrated with teachers who aren't embracing

the Core," she said.

By contrast, her youngest daughter, a 2nd grader, has known only an education with higher standards. "By the time she started school, this district was already paying attention to the Core. She doesn't know anything any different. There's no transition for her," Robinson said. "Her teacher last year openly embraced the Common Core and talked very openly about it with parents."

Robinson would be op-

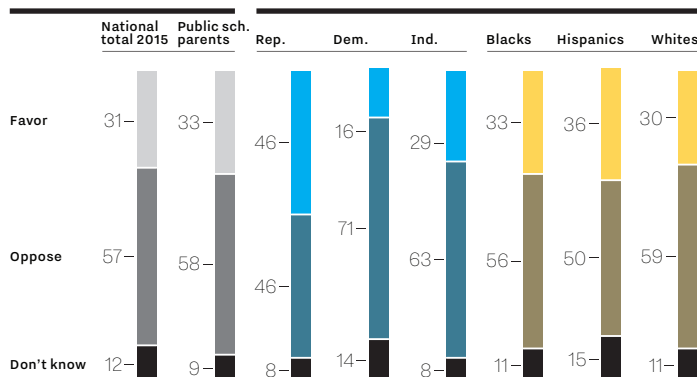
posed to any efforts to withdraw support for the Common Core in her state. "Changing it now would not be fair. Our school district has spent a lot of time and effort streamlining everything so teachers can teach the Core to our students. That would be a lot of time and money wasted if they tried to go back and change it. And why would they want to do that when it's such a positive thing for children?"

MYYA ROBINSON
PASCAGOULA, MISS.
MOTHER OF THREE PUBLIC
SCHOOL STUDENTS



Q23

DO YOU FAVOR OR OPPOSE ALLOWING STUDENTS AND PARENTS TO CHOOSE A PRIVATE SCHOOL TO ATTEND AT PUBLIC EXPENSE?



"If our legislators were of one accord, if they could stand together on this issue, I think that would make a big difference. But when they're fighting amongst themselves, that makes it very difficult."

Money makes a difference at schools

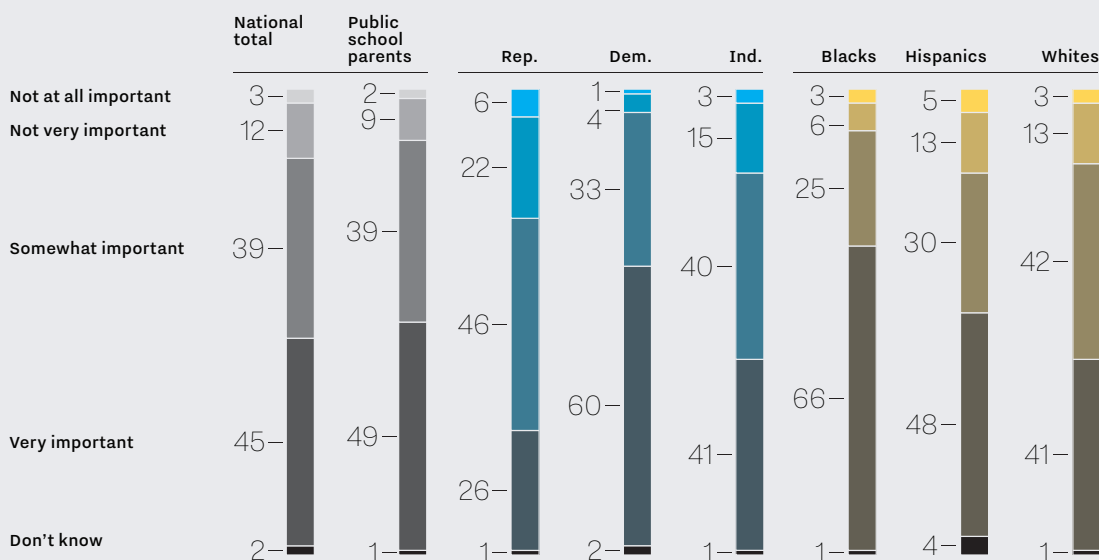
Lack of financial support is the biggest problem facing American schools, according to respondents to the PDK/Gallup poll. That's been a consistent message from the public for the past 10 years. Having sufficient money to spend would improve the quality of the public schools, according to a sizeable portion of American adults. Nearly half of public school parents said having sufficient money was key to improving the quality of the public schools.

There are many ideas about how to improve the quality of public schools.

How important are the following ideas for improving public schools in your community? (A variety of options were listed.)

Q5D

How much money the schools have to spend?



What do you think are the biggest problems that the public schools of

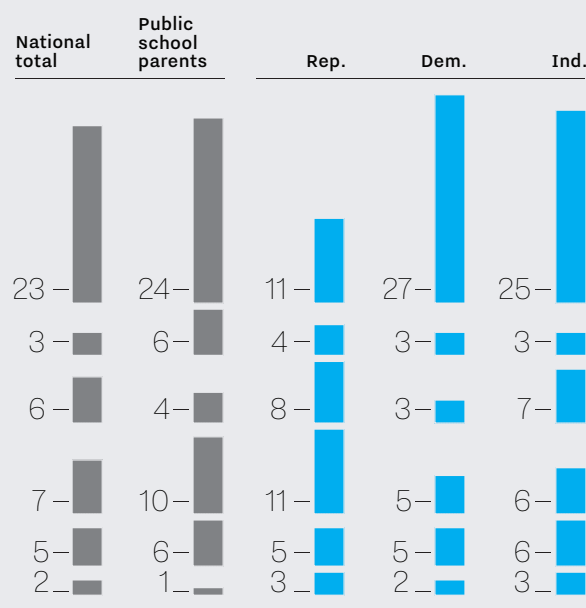
your community must deal with?
Please provide up to three problems.

Biggest Problem (Phone)

For the past 10 years, lack of financial support has topped the list of the biggest problems facing American schools.

Lack of money for schools has been among the biggest problems named by poll respondents during every poll since 1969.

Lack of financial support
Testing / regulations
Lack of discipline / more control of behaviors
Standards / quality of education
Overcrowded schools
Parents / lack of support / lack of interest

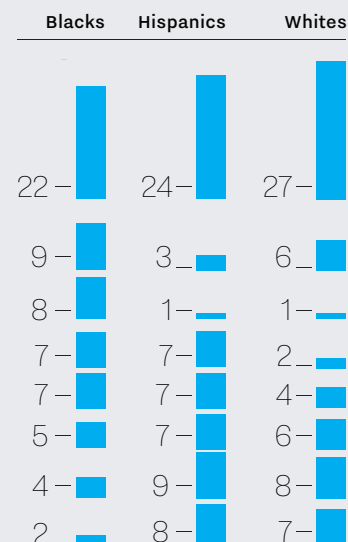


Biggest Problem (Web)

For the first time, the PDK/Gallup poll is able to report differences in the biggest problems identified by blacks, whites, and Hispanics.

These responses were collected in this year's web poll.

Lack of financial support
Parents / lack of support / lack of interest
Overcrowded schools
Difficulty getting good teachers
Lack of discipline / more control of behaviors
Better, up-to-date equipment
Testing / regulations
Standards / quality of education



FOLLOW THE DATA TO FRAME NEW QUESTIONS

By Joshua P. Starr

THIS YEAR'S PDK/GALLUP Poll on the Public's Attitudes Toward the Public Schools marks a shift in both the poll and PDK International. As I assume leadership of the organization, I will build on PDK's legacy while embracing opportunities to keep the organization at



the center of the dialogue about how to ensure that every child in every classroom in America has in front of her or him the most qualified and professional teachers.

Realizing this goal requires comprehensive analysis, honest debate, and a willingness to look at old assumptions with new perspectives. And it requires the kind of trustworthy, independent data about public values that the PDK/Gallup poll provides. The data enable policy makers, leaders,

educators, families, and communities to understand the issues before designing and implementing solutions. Toward that end, PDK International will, for the first time, convene thought leaders throughout the year to explore survey results, engage in deep dialogue about the issues, and develop a common understanding of their complexity. We hope our leaders and those who help them craft policy will recognize that the successful solutions we seek can only be the offspring of well-defined data and deeply understood problems.

This year, the PDK/Gallup poll switched to an online study as a way to reach more people of our increasing diverse society. The result: For the first time, we are reporting poll opinion results by three race/ethnic demarcations — black, white, and Hispanic Americans. This will allow us to understand and convey more deeply how different groups of Americans experience public education.

This year's results show where most Americans agree and where we have sharp differences. Understanding our differences and similarities is key to achieving the equitable public education system that our children and our communities deserve.

Results I find particularly compelling:

The consistent feeling that our schools are underfunded. For 10

years, poll respondents have cited a lack of funding as the biggest problem facing their local schools. Even so, funding has declined at all levels — federal, state, and local — as standards and accountability have increased. We didn't ask whether Americans would be willing to pay higher taxes if they knew the new money went directly to public schools, but that's a line of inquiry worth pursuing at the state level — especially since Americans also indicate that they prefer that states make decisions about school funding.

Americans like choice. We need to take a deeper look at why and when choice appeals to American families, how parents select schools for their children, and how choice influences what they expect from traditional school districts. The marketplace and choice are not panaceas, yet they are a part of the 21st-century landscape. We should start talking about choice not just as procharter v. anticharter but rather as an opportunity to provide children and parents what they want and need to be successful.

Testing may be necessary, but Americans say test scores are not the end-all and be-all of a public education. Most Americans want to move beyond the current testing regime — although there are differences between demographic groups. Americans have registered their opinion about standardized

testing, but we need to dissect their beliefs: Does their antipathy toward testing concern just state standardized tests, or do they also object to national tests such as Advanced Placement, SAT, and/or ACT? What is the role of teacher-created tests? If test scores are not the right evaluation tool, then how do Americans want us to measure each child's progress?

Americans were consistent in stating that teacher quality is of paramount importance. This finding is consistent with research on school improvement and benchmarks to international systems, which portends well for our country. The difficulty is shifting policies to support teacher quality. If teacher quality is the No. 1 issue, then we must engage in nonideological, collaborative debate about policies and practices that increase teacher quality. That also requires that we abandon certain policies and practices that don't increase teacher quality and refocus on our many shared interests. No issue is more important.

This year's results offer many new findings, affirmation of consistent attitudes, and interesting nuggets for further exploration. As always, the 2015 PDK/Gallup poll provides both a unique opportunity to understand how Americans think about public education and a challenge to policy makers to hear and heed what they are saying.

JOSHUA P. STARR IS CEO OF
PDK INTERNATIONAL.

Americans prefer state, not federal, control

THE PUBLIC IS STILL WARY OF THE PRESIDENT AND FEDERAL INFLUENCE ON SCHOOLS.

AMERICANS HAVE become increasingly sensitive to who makes decisions about what happens in local schools.

Although U.S. presidents had little involvement in education when this poll began in 1969, we now routinely ask Americans to rate the performance of the president relative to the public schools. This year, we learned that the public is still generally wary of both the president and federal influence. Americans prefer having their states as decision makers in education, not the federal government.

FINDINGS

► After receiving a lower rating last year, President Obama's performance in support of the public schools rebounded

a bit this year with 37% of Americans giving him a grade of A or B.

► Black respondents on the web survey grade Obama's performance on education higher than other Americans, with 55% awarding him A's and B's on his education policies.

► More Americans say state authorities, versus local or federal, should be responsible for holding schools accountable, paying for schools, and determining the amount of testing in schools, while slightly more Americans said local units of government, generally school boards, should be responsible for selecting textbooks and teaching methods. Only one in five Americans believe the federal government should play a role in any of these four areas.

President Obama's performance in support of the public schools rebounded a bit this year with 37% of Americans giving him a grade of A or B.



ENGAGING KIDS IS KEY TO SCHOOL QUALITY

Doug Wells evaluates schools more on whether teachers and principals are engaging kids in learning than what scores kids get on a standardized test.

"When I see a school or a principal or a district that's trying meaningfully to engage families and kids, I have the feeling that's a situation where the kids are going to thrive more. When schools and districts are paying attention to that, they're much more likely to attend to what kids need to be successful," said Wells, whose daughter attends a public high school in Portland, Ore.

That puts Wells in line with public school parents across the country who rated hope and engagement far higher than other measures of school quality, especially standardized testing.

Wells has had more access to a variety of public schools than many parents. For three years, he chaired Oregon's Quality Education Commission. From numerous school visits, he learned that "family engagement is a great

bellwether for schools that are moving the dial for kids.

"The attitude of the principal and the teachers, that just tells you so much. Intuitively, I can tell pretty quickly if I'm talking to a great educator, someone who's doing all that they can to help kids be successful.

His experiences as a parent have convinced him that much of the hand-wringing about student responses to high-stakes testing is misplaced.

"My daughter is a great example of a kid who does well on her report card but does not do well on standardized tests. She has bad test anxiety so she does not do well in that situation. As a parent of my child, I can't support something that creates that kind of anxiety, but as a proponent of a quality system,

I don't want to throw out the baby with the bath water.

"Testing has told us a lot about what we're doing well and what we're not doing well. That's good. There are a lot of problems with how we do it, but it's too simplistic to say that we test too much or that people should be able to opt their kids out of testing. I don't think we can leave things up to individual teachers. That will work some of the time but not all of the time,

especially with lower-income families or typically under-represented families. They fail when we do that," he said.

"Our public school policies need to be nuanced and kid-focused — not sweeping 'tests are bad' or 'we need more money' — but a more nuanced discussion about how we can make our system more effective for our kids and families," he said.

Wells also challenges the idea that kids are more anxious about standardized tests than unit exams or pop quizzes. Pointing to his daughter, he said, "she worries much more about the test in her history class or her algebra class than one of these standardized tests. When you're in high school, every quiz, every test feels like a high-stakes test. She feels much more like those affect her life.

"We look at her report card, and we talk with her about her grades. But we don't really talk with her about the results of the state assessment," he said.

DOUG WELLS

PORTLAND, ORE.

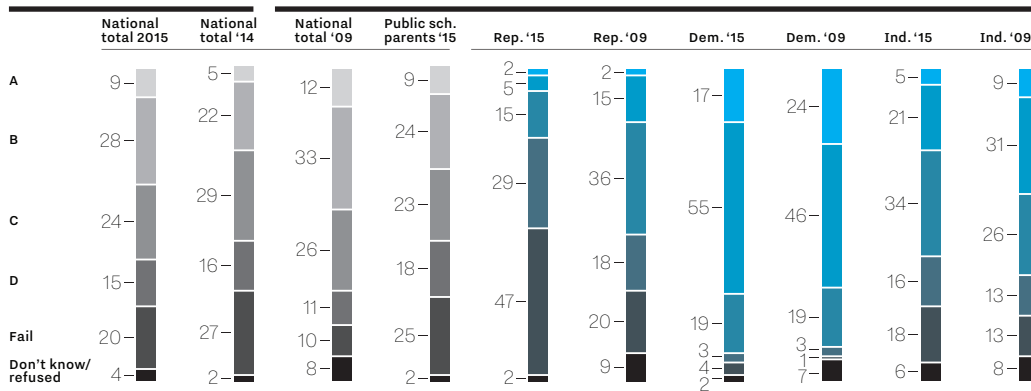
FATHER OF ONE DAUGHTER
WHO ATTENDS PUBLIC
SCHOOL



Q24

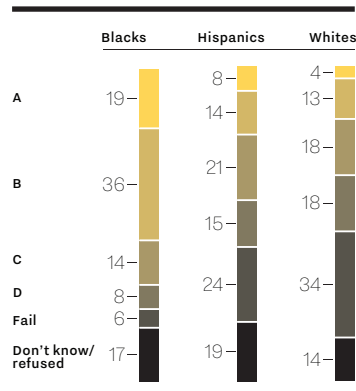
(Telephone)

PRESIDENT OBAMA IS CONTINUING HIS SECOND TERM IN OFFICE. HOW WOULD YOU GRADE HIS PERFORMANCE IN SUPPORT OF PUBLIC SCHOOLS USING THE A, B, C, D, OR FAIL SCALE?



Q25

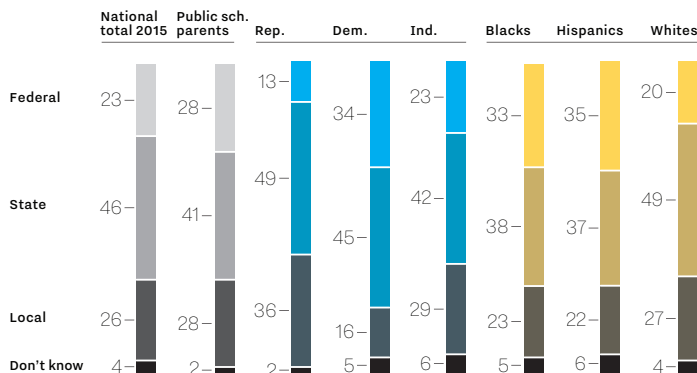
(Web)



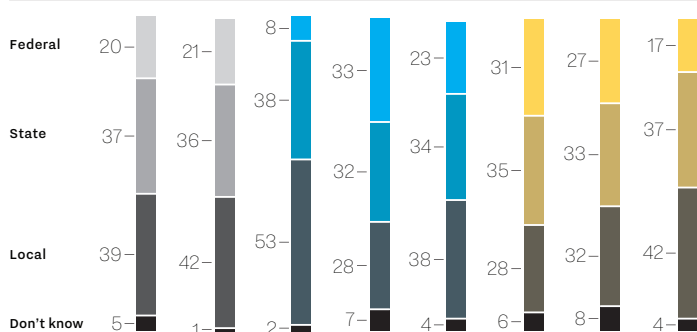
Q26

WHICH UNIT OF GOVERNMENT—FEDERAL, STATE, OR LOCAL—DO YOU BELIEVE SHOULD BE MOST RESPONSIBLE FOR THE FOLLOWING EDUCATION ISSUES IN K-12 PUBLIC SCHOOLS?

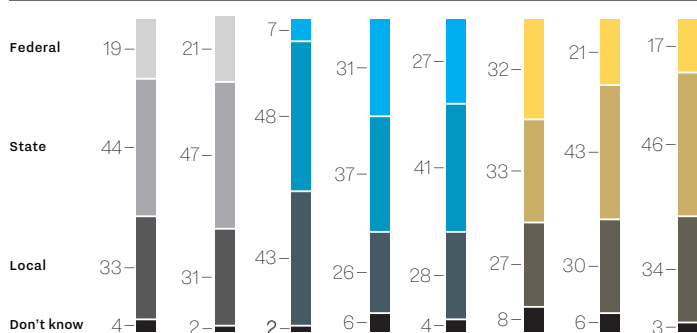
PAYING FOR THE K-12 PUBLIC EDUCATION SYSTEM



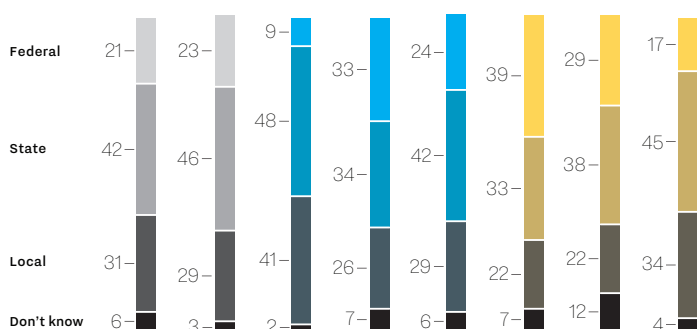
DECIDING WHICH TEXTBOOKS AND TEACHING METHODS SHOULD BE USED



HOLDING SCHOOLS ACCOUNTABLE FOR WHAT STUDENTS LEARN



DETERMINING THE RIGHT AMOUNT OF TESTING



▶ Percentages may not equal 100 due to rounding.

PDK/GALLUP POLL ADVISORY COUNCIL

Dakarai Aarons

DIRECTOR, COMMUNICATION
AND EXTERNAL AFFAIRS
Data Quality Campaign

Dan Brown

CO-DIRECTOR,
EDUCATORS RISING
PDK International

William J. Bushaw

PAST CHIEF EXECUTIVE
OFFICER
PDK International

Brandon Busteed

EXECUTIVE DIRECTOR
Gallup Education

Valerie J. Calderon

SENIOR EDUCATION
RESEARCH CONSULTANT
Gallup

Noelle Ellerson

ASSOCIATE EXECUTIVE
DIRECTOR, POLICY AND
ADVOCACY
American Association of
School Administrators

Renee Foose

SUPERINTENDENT
Howard County (Md.)
Public Schools

Liz Grant

VICE PRESIDENT-EDUCATION
American Institute
for Research

Caroline Hendrie

EXECUTIVE DIRECTOR
Education Writers
Association

Ocey Holland

STUDENT PRESIDENT
Future Educators
Association

Ashley Kincaid

CO-DIRECTOR, EDUCATORS
RISING
PDK International

Robert Johnston

VICE PRESIDENT
The Hatcher Group

Shane Lopez

SENIOR SCIENTIST
Gallup

Marc Magee

CEO AND FOUNDER
50CAN

Natalie Morales

SCIENCE TEACHER
Newburgh (N.Y.)
Free Academy

Sito Narcisse

ASSOCIATE SUPERINTENDENT
Prince George's County
(Md.) Public Schools

Eric Parker

PRINCIPAL
Shiloh High School,
Snellville, Ga.

Connie Rath

DEAN
Gallup University

Joan Richardson

EDITOR-IN-CHIEF,
KAPPAN MAGAZINE
PDK International

Chris Swanson

VICE PRESIDENT,
RESEARCH & DEVELOPMENT
Editorial Projects in
Education

Rob Weil

DIRECTOR OF FIELD
PROGRAMS

American Federation
of Teachers

Patricia Williams

CHAIR
PDK International

METHODOLOGY

The 2015 PDK/Gallup poll was conducted via multiple modes. Gallup used its historical approach to collect data by telephone via the Gallup Panel. The phone-based approach was used to conduct surveys with 1,001 adults, ages 18+ in all 50 states and the District of Columbia. Gallup also conducted a web-based survey with a sample of 3,499 adults ages 18+ in all 50 states and the District of Columbia. The web-based study was also conducted via the Gallup Panel and only included those with Internet access.

The margin of sampling error for the phone survey is ± 4.79 percentage points at the 95% confidence level.


The margin of sampling error for the web-based survey is ± 3.02 percentage points at the 95% confidence level.

The margin of sampling error for the Hispanic population surveyed in the web-based survey is ± 8.7 percentage points at the 95% confidence level. The margin of sampling error for the black population surveyed in the web-based survey is ± 7.9 percentage points at the 95% confidence level.

The Gallup Panel is a proprietary, probability-based longitudinal panel of U.S. adults who are selected using random-digit-dial (RDD) and address-based sampling methods. The Gallup Panel is not an opt-in panel. The Gallup Panel includes 60,000 individuals. Panel members can be surveyed by phone, mail, or web. Samples from both the phone and web poll were weighted to correct for unequal selection probability and nonresponse. The data are weighted to match national demographics of gender, age, race, Hispanic ethnicity, education, and region. Demographic weighting targets are based on the most recent Current Population Survey figures.

Suggested reference, APA style

PDK International. (2015, September). Testing doesn't measure up for Americans. 47th annual PDK/Gallup poll of the public's attitudes about the public schools. *Phi Delta Kappan*, 97 (1), K1-K32. Arlington, VA: Author.



There's more to come at

pdkpoll.org

- ▶ Read more results from this year's PDK/Gallup poll
- ▶ Join the conversation by posting comments
- ▶ Download a PDF of this report
- ▶ Download the charts and data from this year's report
- ▶ Link to the PDK/Gallup poll archive

GET SOCIAL WITH US

Follow poll news on Twitter #pdkpoll

Follow us at Facebook/pdkintl

Make teaching more professional

ARE AMERICANS SIGNALING THAT THEY WANT CHANGES THAT WOULD BOOST THE PROFESSIONALISM OF TEACHING?

A

► Read all of this and more at pdkpoll.org

AMERICANS WANT higher professional requirements for teachers and believe teacher pay is too low, but they don't like tenure, according to the newest PDK/Gallup Poll of the Public's Attitudes Toward the Public Schools.

Public school parents trust and have confidence in the nation's teachers, and they said communicating with their child's teacher is easy. In broad terms, the PDK/Gallup poll indicates that Americans believe schools are safe places where children are able to do their best work and that teachers recognize and praise good effort at school.

This year's PDK/Gallup poll is a nationally representative web survey of 3,499 Americans ages 18 and older with Internet access and an additional telephone survey of 1,001 Americans ages 18 and older. Both surveys were conducted in May 2015. The addition of the web survey this year allows PDK and Gallup to gather larger sample sizes to report in greater detail about segments of the U.S. adult population for the first time. We point to responses from specific groups when we deem them to be significantly different from the total responses. (See sidebar on p. 57 for details about changes in this year's poll.) All of the results in this report are taken from the web survey only.

This report follows our initial release of findings in the September issue of *Kappan*, where we shared poll results regarding testing, the Common Core, choice, and the role of the federal government in education. Still to come are responses to questions regarding college and the American Dream.

Last month, we reported that Americans said there is too much emphasis on standardized testing in public schools. They said student engagement at school



and whether students feel hopeful about their future are far better factors to consider when evaluating schools than the results of standardized tests. They rank standardized testing lower than other ways of measuring student progress such as examples of student work, grades awarded by the teacher, or written observations by the teacher.

FINDINGS

► A majority of Americans don't support tenure for teachers: 59% of all

Americans and 54% of public school parents oppose tenure. However, responses from black Americans differ: More blacks (47%) support rather than oppose tenure (32%). Republicans are less likely than Democrats to favor teacher tenure (15% versus 35%, respectively).

▶ 62% of public school parents said they trust and have confidence in the nation's teachers. Republicans, however, are evenly split on the question, with 42% saying they do trust and have confidence in teachers, and 43% saying they do not.

▶ About half of U.S. adults said high-achieving high school students should be recruited to become teachers. But two in 10 Americans said they didn't know what they believed on that question.

▶ About three-quarters of Americans said teachers should be required to pass board certifications in addition to earning a degree, a process that would be similar to professions like medicine and law.

▶ Teacher salaries in their community are too low, according to a majority of Americans. Republicans are less likely than Democrats to think these teacher salaries are too low (44% compared with 72%). No group said teacher salaries are too high.

▶ A majority of public school parents said communicating with their child's teacher is easy. Only small percentages of Americans strongly disagree with this statement.

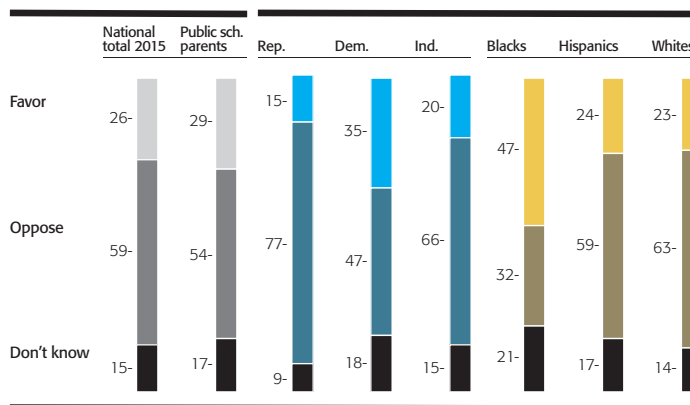
▶ Three-quarters of public school parents said their child is safe at school. Only 8% disagree or strongly disagree with that statement.

▶ About 40% of public school parents said their child is able to do what he or she does best every day at school.

▶ A majority of public school parents said their child had been recognized or praised for good work in the seven days preceding the survey. However, one-quarter of Hispanic parents disagreed or strongly disagreed with that statement.

Q27*

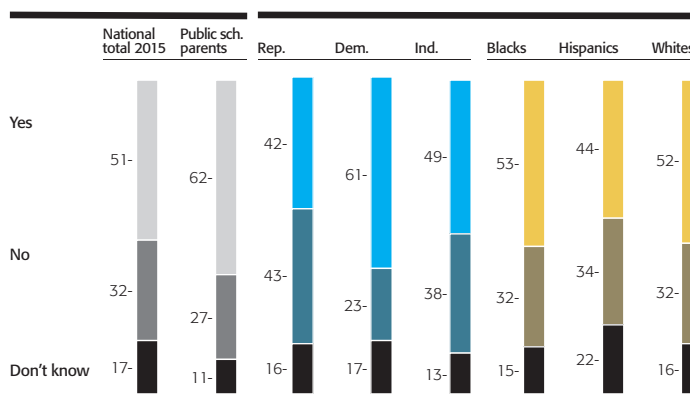
IN SOME STATES, TENURE IS GRANTED TO A PUBLIC SCHOOL TEACHER AFTER A TRIAL PERIOD. DO YOU FAVOR OR OPPOSE TEACHER TENURE?



* Questions 1-26 appeared in the September 2015 issue of *Kappan*.

Q28

DO YOU HAVE TRUST AND CONFIDENCE IN THE MEN AND WOMEN WHO ARE TEACHING CHILDREN IN THE PUBLIC SCHOOLS?



▶ Percentages may not equal 100 due to rounding.

HIGHLY QUALIFIED TEACHERS RATE HIGH WITH THE PUBLIC

By Joshua P. Starr

COMMENTARY

THE 47TH ANNUAL PDK/GALLUP POLL of the Public's Attitudes Toward the Public Schools shows that the country uniformly wants highly qualified professionals teaching in our public schools. This makes perfect sense, as parents tend to



judge a school by their child's experience in the classroom. Recently, policy makers have paid increased attention to the issue of how to better prepare teachers to meet the demands of the 21st-century classroom. We also know that research is consistent regarding the relationship between student achievement and teacher quality, even when taking into consideration the effects of poverty.

With this kind of consensus, one would imagine that we, as a nation, would be able to organize around a bold plan to ensure that we have a well-qualified professional in every classroom in every school. Unfortunately, it's not clear that current state and district policies and practices are improving the teaching profession. The question is how to design and implement systems that prepare, recruit, retain, develop, support — and hold accountable — the absolute best teachers.

Some findings in this year's poll speak to significant consistency of opinion between different demographic groups, and others show wide divides. Take tenure, for example. While most Americans oppose tenure, the difference between black and white Americans needs to be analyzed and understood at a deeper level. I'm reminded of Michele Foster's book *Black Teachers on Teaching* (New Press, 1998), which depicts portraits of black teachers going back multiple generations. An estimated 38,000 black teachers lost their jobs in Southern and border states after desegregation. Perhaps this explains some of the differences of opinion on this issue, as black teachers (and black workers in general) haven't experienced the same types of job protection

as whites. Whatever the reason, it begs the question of why different Americans see the tenure issue so contrarily.

Moreover, how can we shift the conversation so that people better understand the complexity of tenure? Unfortunately, some frame the problem as a worst-case scenario: Tenure protected the teacher who was abusing children, or tenure prevented the principal from getting rid of ineffective teachers. Yet, what would the response be if we asked people again whether teachers deserve due process, as we did in 2009? Results then showed that the public doesn't support lifetime contracts but wants teachers to have a formal legal review process before being terminated. Perhaps we should ask whether school boards and/or superintendents should be able to fire teachers at-will, especially the veterans who cost twice as much as the new teachers? There's no doubt that our nation must confront the tenure issue as we seek to elevate the teaching profession. Yet, it's a complex issue with no easy answers, and potential solutions will require significant compromise. Are policy makers and education pundits willing to come to the

middle and have a real and practical discussion about how to move toward a different model?

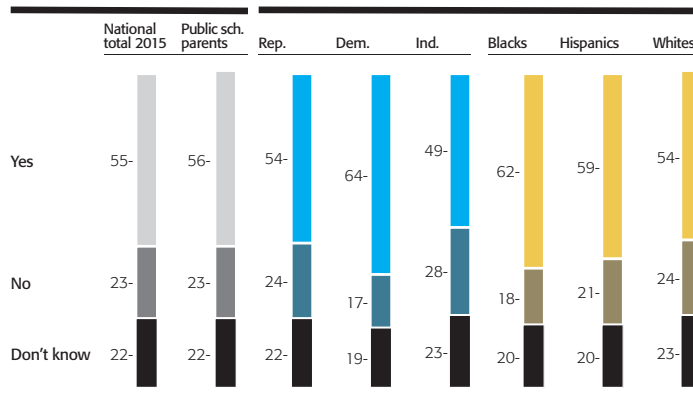
The results of this year's poll affirm that Americans continue to trust the people with whom they have relationships. When teachers (and principals, I imagine) build relationships, engage students, play to strengths, and have high standards, the consumers — parents and students — tend to be satisfied. Moreover, the data support the idea that teachers need to be paid more, and parents want to do so. As budgets shrink, pensions continue to be an issue, the needs of students increase, and standards continue to rise, we will have to find new ways to ensure that we have systems that support the highest levels of professionalism among America's teachers.

While our poll results don't address every question that needs to be asked, we at PDK International will spend significant time and energy exploring these issues and deepening the conversation about how to improve public education systems to ensure access, equity, excellence, and achievement for every child in every classroom in America. We need a systemic approach to meet the expectations of parents and the public, as well as the needs of children, and PDK International intends to be at the forefront of this issue.

JOSHUA P. STARR (@JOSHUAPSTARR) IS
CEO OF PDK INTERNATIONAL.

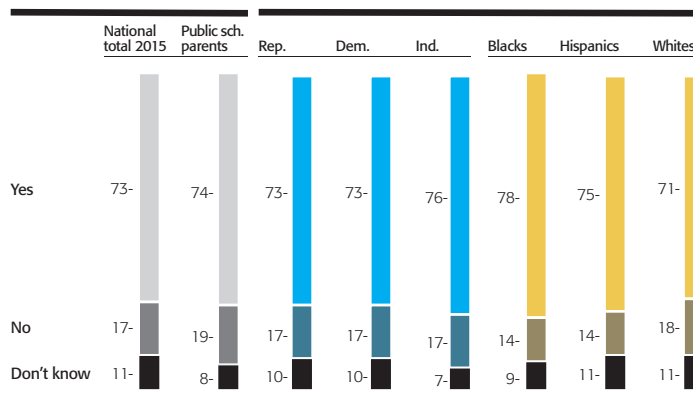
Q29

DO YOU THINK HIGH-ACHIEVING HIGH SCHOOL STUDENTS SHOULD BE RECRUITED TO BECOME TEACHERS?



Q30

SOME PROFESSIONS LIKE MEDICINE AND LAW REQUIRE INDIVIDUALS TO PASS BOARD CERTIFICATION IN ADDITION TO EARNING A DEGREE IN ORDER TO BE LICENSED TO PRACTICE. DO YOU BELIEVE TEACHERS SHOULD BE REQUIRED TO PASS BOARD CERTIFICATION IN ADDITION TO EARNING A DEGREE?



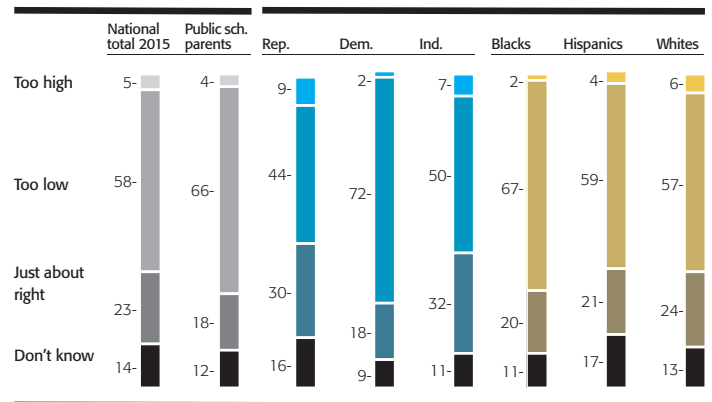
► Percentages may not equal 100 due to rounding.

pdkpoll.org

► Read all of the results from
this year's PDK/Gallup poll at
pdkpoll.org

Q31

DO YOU THINK SALARIES FOR TEACHERS IN THIS COMMUNITY ARE TOO HIGH, TOO LOW, OR JUST ABOUT RIGHT?

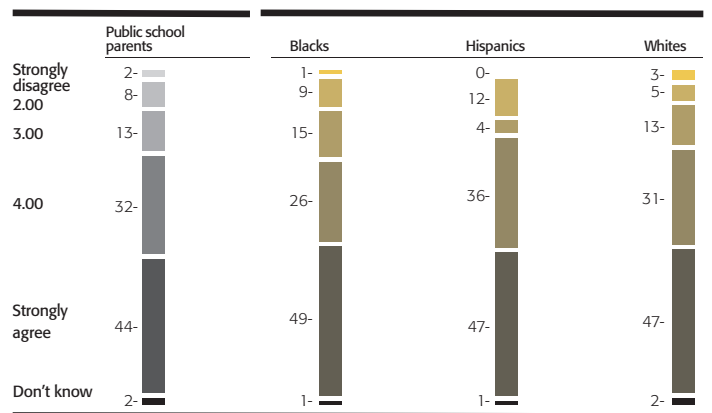


Q32

Please think about your oldest child in kindergarten through 12th grade as you respond to the following items. On a five-point scale, where 5 means strongly agree and 1 means strongly disagree, please think about your level of agreement with the following statements.

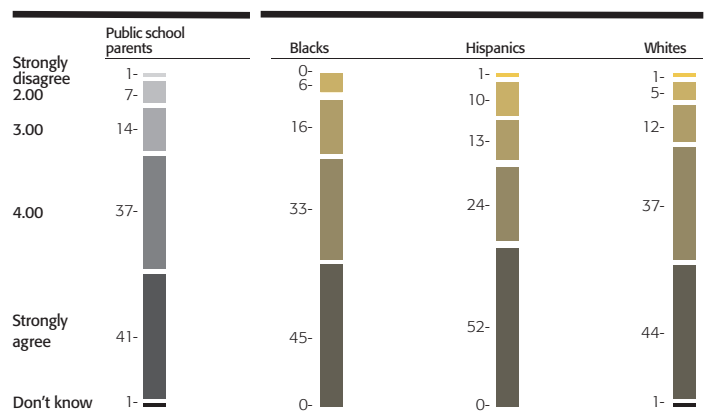
Q32A

IT IS EASY TO COMMUNICATE WITH MY CHILD'S TEACHERS.



Q32B

I FEEL THAT MY CHILD IS SAFE AT SCHOOL.



► Percentages may not equal 100 due to rounding.



WHAT'S NEW IN THIS YEAR'S POLL?

In the past, the PDK/Gallup poll was done exclusively by telephone. This year, we used a multi-mode design. We did a telephone poll of 1,000 adults ages 18 and over that included several key questions chosen after analyzing four decades of PDK/Gallup polling. This will allow us to continue examining trends for those questions. In addition, we also fielded an Internet survey with members of Gallup's randomly recruited Gallup Panel. This survey included interviews with 3,499 adults ages 18 and over. This new survey allowed us to report about specific segments of the population including:

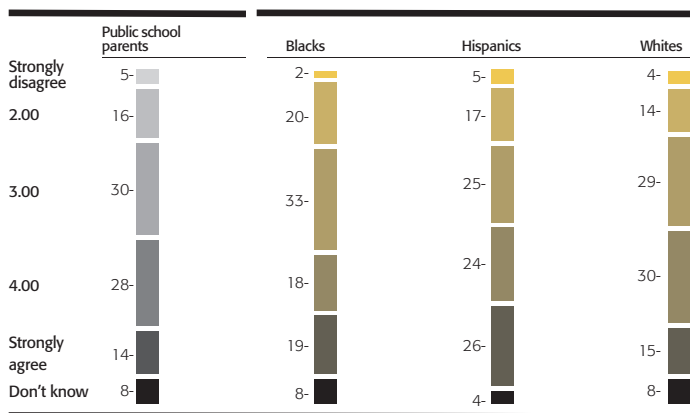
- Public school parents,
- Political party membership or leanings, and
- Black, Hispanic, and white respondents.

This report includes only responses obtained by the web poll.

For more details about changes and about the methodology of the poll, please see pdkpoll.org.

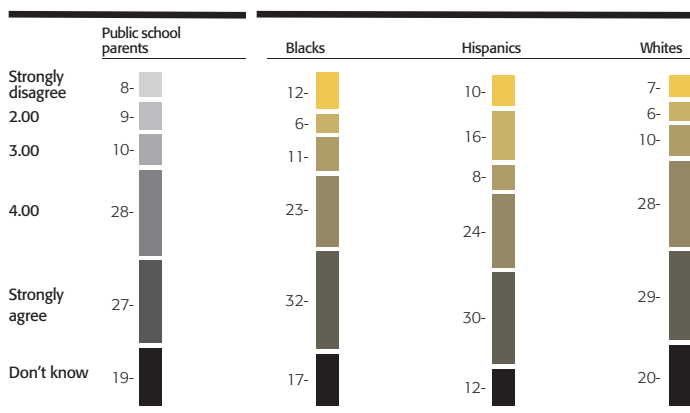
Q32C

AT SCHOOL, MY CHILD HAS THE OPPORTUNITY TO DO WHAT HE OR SHE DOES BEST EVERY DAY.



Q32D

IN THE LAST SEVEN DAYS, A TEACHER HAS GIVEN MY CHILD RECOGNITION OR PRAISE FOR DOING GOOD SCHOOLWORK.



► Percentages may not equal 100 due to rounding.

Changing expectations of college

AMERICA'S LONG LOVE AFFAIR WITH A FOUR-YEAR COLLEGE EDUCATION MAY BE UNDERGOING A SHIFT.

L

► Read all of
this and more at
pdkpoll.org

LESS THAN HALF OF ALL AMERICANS said a college education today is “very important,” according to respondents in this year’s 47th Annual PDK/Gallup Poll of the Public’s Attitudes Toward the Public Schools. An additional 41% said it is fairly important. A majority of blacks (66%) and Hispanics (62%) said a college education is “very important” today, while only 44% of whites said it is “very important.”

This year’s PDK/Gallup poll is a nationally representative web survey of 3,499 Americans ages 18 and older with Internet access and an additional telephone survey of 1,001 Americans ages 18 and older. Both surveys were conducted in May 2015. The addition of the web survey this year allows PDK and Gallup to gather larger sample sizes to report in greater detail about segments of the U.S. adult population for the first time. We point to responses from specific groups when we deem them to be significantly different from each other. All of the results reported in this article are taken from the web survey only. (See sidebar on p. 62 for details about changes in this year’s poll.)

This report follows our initial release of findings in the September issue of *Kappan*, where we shared poll results regarding testing, the Common Core, choice, and the role of the federal government in education, and in the October *Kappan*, where we released responses to a series of questions about teachers and teaching.

Although nearly half (45%) of all parents said it is not very likely or not at all likely that they will be able to pay for college for their oldest child, three-quarters agree or strongly agree that their child plans to attend college.

U.S. adults believe that attending



college can make a difference in preparing young adults for the world of work. While only 16% agree or strongly agree that today’s high school graduate is ready for the workforce, 51% agree or strongly agree that today’s college graduate is ready.

About half of Americans said it is very important for interested students in the community to learn about entrepreneurship and starting a business. Another 41% said it is somewhat important.

Blacks and Hispanics demonstrated support for a recent Obama proposal that would make community college education free to all qualified students. A ma-



majority of whites (53%) favor the proposal, but stronger majorities of blacks (78%) and Hispanics (73%) favor free community college.

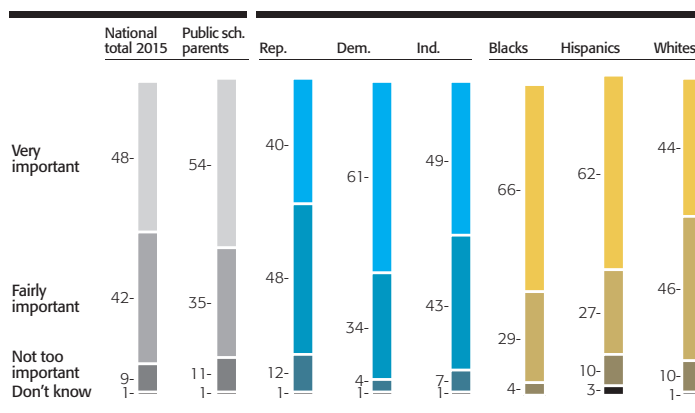
FINDINGS

▶ Less than half (48%) of U.S. adults believe that a college education today is “very important.” Majorities of blacks (66%) and Hispanics (62%) said a college education is “very important” today, while fewer than half (44%) of whites said it is very important.

▶ Three-quarters of parents agree or strongly agree that their child plans to attend college. About four in 10 said it is

Q33

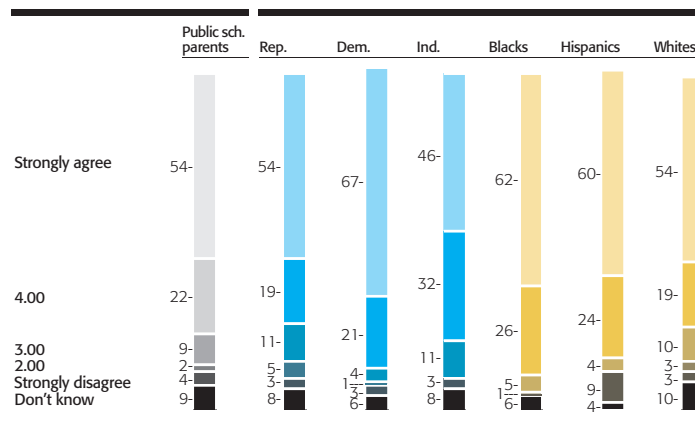
HOW IMPORTANT IS A COLLEGE EDUCATION TODAY?



Questions 1-26 appeared in the September 2015 issue of *Kappan* and questions 27-32 appeared in the October issue.

Q34

MY CHILD PLANS TO ATTEND COLLEGE.



▶ Percentages may not equal 100 due to rounding.



“not very likely” or “not at all likely” that they will be able to pay for college for their oldest child.

▶ A majority of Americans (58%) favor a proposal to make community college free for qualified students; even stronger majorities of blacks (78%) and Hispanics (73%) favor such a proposal. Eight in 10 Democrats favor the plan; only about one-third of Republicans do.

▶ Only two in 10 Americans said it is likely or extremely likely today’s youth

will have a better life than their parents. However, a majority of parents are optimistic that their own children will have a better life than they do, and about three-quarters agree or strongly agree that their child will find a good job one day.

▶ About three-quarters of blacks said their own child is likely or extremely likely to have a better life than they do; 83% agree or strongly agree that their own child will find a good job. Among Hispanics, 68% said they expected a better life

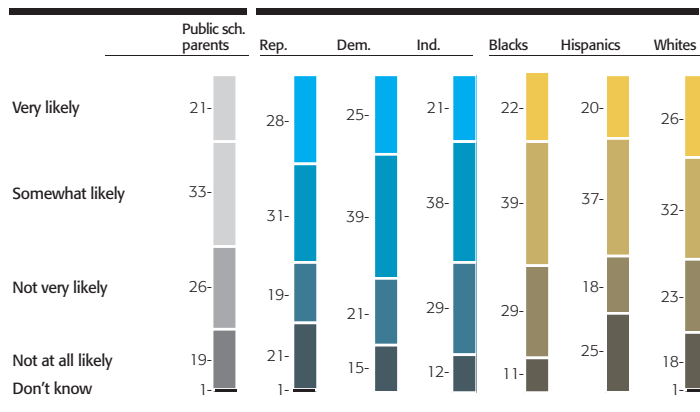


in the community to learn about entrepreneurship and starting a business, and eight in 10 favor having all high school students participate in at least one internship during high school.

► Americans are evenly split (46% favor, 44% oppose) on whether children of immigrants who are undocumented should have access to public education. Four in 10 whites and majorities of blacks (57%) and Hispanics (67%) favor providing public education for these children. Only 20% of Republicans are in favor.

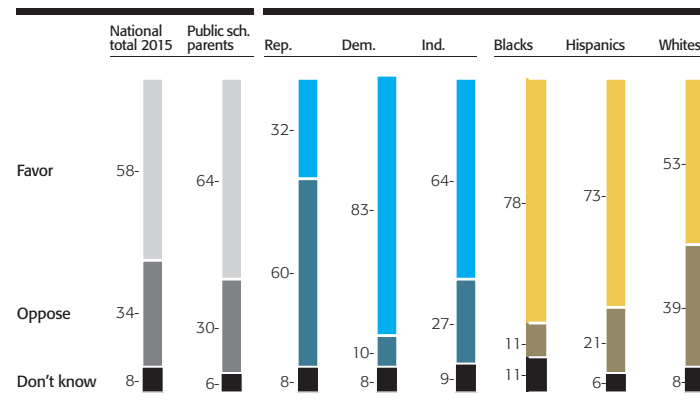
Q35

HOW LIKELY DO YOU THINK IT IS THAT YOU OR YOUR FAMILY WILL BE ABLE TO PAY FOR COLLEGE FOR YOUR OLDEST CHILD?



Q36

POLITICAL LEADERS ARE DISCUSSING A PROPOSAL THAT COMMUNITY COLLEGE SHOULD BE FREE FOR STUDENTS. DO YOU FAVOR OR OPPOSE THIS IDEA?



for their children and three-quarters said they agree or strongly agree that their own child will find a good job.

► One-third of U.S. adults agree or strongly agree that high school graduates are ready for college, and even fewer (16%) agree or strongly agree that high school graduates are prepared for work. About half of Americans said college graduates are ready for work.

► About half of Americans said it is “very important” for interested students

THE FUTURE IS ABOUT MORE THAN COLLEGE

By Joshua P. Starr



COMMENTARY

NONE OF US KNOW ENOUGH TO BE SUCCESSFUL simply by virtue of having a piece of paper, whether that's a high school diploma or a college degree, which means employers have to make significant investments to ensure that workers always have relevant skills. Graduating from high school and college are just part of a larger continuum of lifelong learning, but in this country we have long identified them as entry points for achieving the American dream.

Knowing whether Americans still believe that high school and college will improve the lives of their

children matters a great deal in public policy and in the ethos of this nation. That's why we asked an abundance of questions related to that in this year's 47th annual PDK/Gallup Poll of the Public's Attitudes Toward the Public Schools.

Just as we learned that respondents believe their own child's school is of higher quality than schools in the nation, we saw a similar pattern when we asked adults if they believe their own children are likely to have a better life than their parents. Only 26% of public school parents said that today's youth would have a better life than their parents, but 63% of public school parents said their own children would have a better life.

However, the demographic breakdown showed a stark difference: 38% of black respondents said their children are "extremely likely" to have a better life than their parents, while only 15% of white respondents feel that way. Hispanic responses were right in between with 25% believing their children will have a better life than their parents. Are black respondents more hopeful about the next generation's opportunities, or do they believe that the future has to be better than what they're experiencing in America today? Perhaps a mix of both. Do white respondents

feel they've already hit the ceiling and there's no more room for upward movement, or are they just pessimistic about the future? And what about Hispanic respondents? Why do their results fall in the middle? The poll results can't answer those questions, but those issues need to be explored and understood at much greater depth.

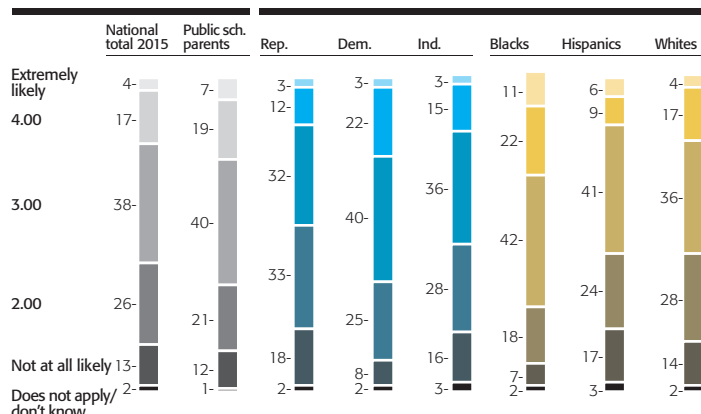
Regardless of demographic group or political affiliation, few Americans (3%) believe that students who have only a high school diploma are prepared for work. The U.S. Bureau of Labor statistics bear out significant differences in unemployment and lifetime earnings between those with only a high school diploma and those with some higher education. But college graduates also aren't perceived as being ready for the workplace, which begs the question of what readiness means: Only 10% strongly agree that college graduates are ready for the world of work.

Nonetheless, a majority of public school parents and every racial/ethnic group and political affiliation agreed or strongly agreed that "my child will find a good job one day."

As we align workplace needs and college expectations with the K-12 public school system, we'll want to

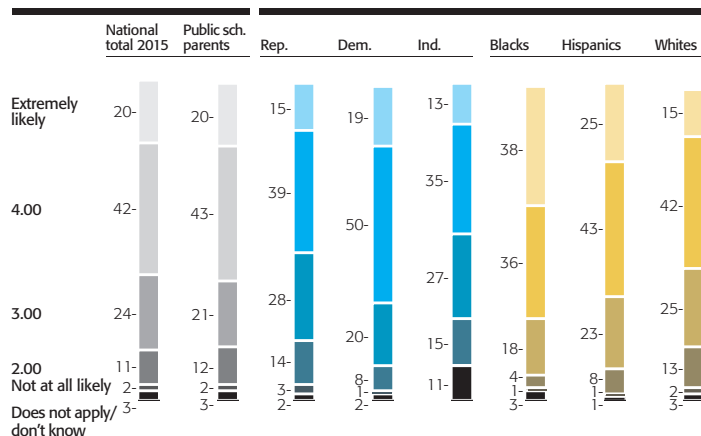
Q37

IN AMERICA, EACH GENERATION HAS TRIED TO HAVE A BETTER LIFE THAN THEIR PARENTS, WITH A BETTER LIVING STANDARD, BETTER HOMES, A BETTER EDUCATION, AND SO ON. HOW LIKELY DO YOU THINK IT IS THAT TODAY'S YOUTH WILL HAVE A BETTER LIFE THAN THEIR PARENTS?



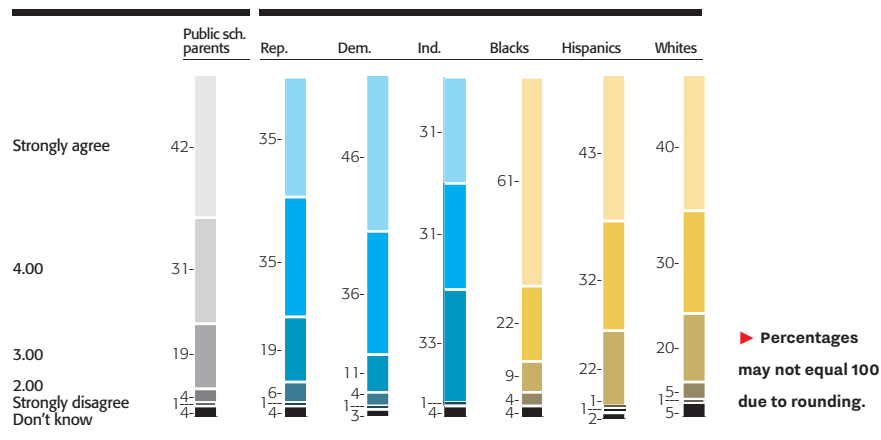
Q38

WHAT ABOUT YOUR OWN CHILD(REN)? HOW LIKELY DO YOU THINK IT IS THAT YOUR OWN CHILD(REN) WILL HAVE A BETTER LIFE THAN YOU?



Q39

I KNOW MY CHILD WILL FIND A GOOD JOB ONE DAY.



consider some big questions: What is the purpose of a public education? Do we educate students only for the world of work, or is there a higher purpose of education as a path toward self-actualization (which one assumes would result in economic productivity)? How do we determine schools' proper function vis a vis workplace preparation at a time when schools are judged by scores on standardized tests, none of which measure a student's readiness for work?

Should economic interests dictate what's being taught to whom, and what are the ethical considerations regarding corporate influence over public institutions and the resources that support them?

Education is a lifelong pursuit, not something that only children engage in. Our vision of the kind of education we create and nurture must bear that in mind.

JOSHUA P. STARR (@JOSHUAPSTARR) IS CEO OF PDK INTERNATIONAL.

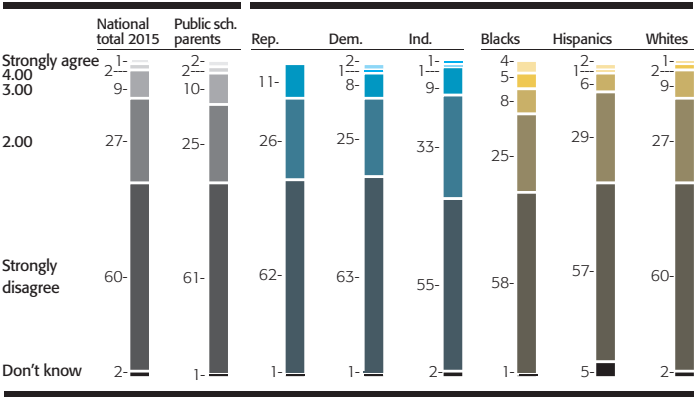
Q40-43

Next are some questions about students and their future. Please indicate your level of agreement with each of the following statements.



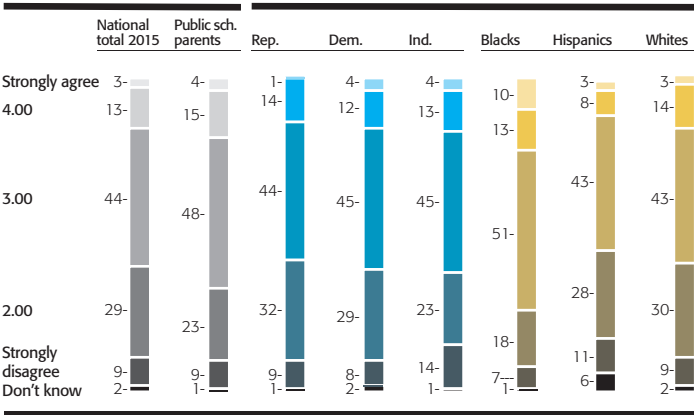
Q40

TODAY'S HIGH SCHOOL DROPOUT IS READY FOR THE WORLD OF WORK.



Q41

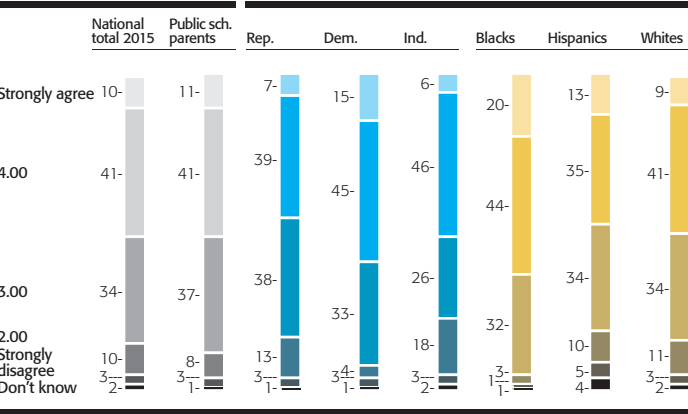
TODAY'S HIGH SCHOOL GRADUATE IS READY FOR THE WORLD OF WORK.



► Percentages may not equal 100 due to rounding.

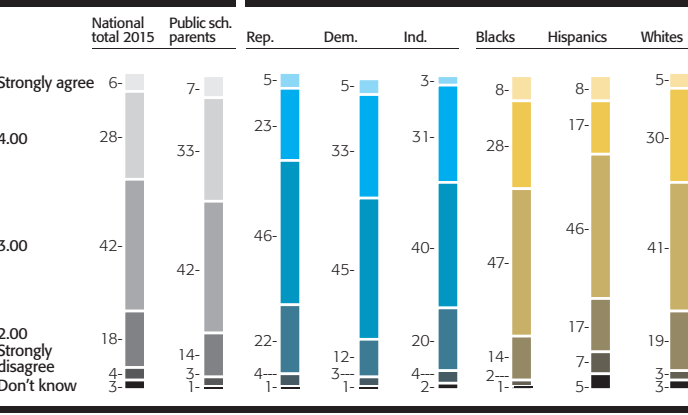
Q42

TODAY'S COLLEGE GRADUATE IS READY FOR THE WORLD OF WORK.



Q43

TODAY'S HIGH SCHOOL GRADUATE IS READY FOR COLLEGE.



► Percentages may not equal 100 due to rounding.



WHAT'S NEW IN THIS YEAR'S POLL?

In the past, the PDK/Gallup poll was done exclusively by telephone. This year, we used a multi-mode design. We did a telephone poll of 1,000 adults ages 18 and over that included several key questions chosen after analyzing four decades of PDK/Gallup polling. This will allow us to continue examining trends for those questions. In addition, we also fielded an Internet survey with members of Gallup's randomly recruited Gallup Panel. This survey included interviews with 3,499 adults ages 18 and over. This new survey allowed us to report about specific segments of the population including:

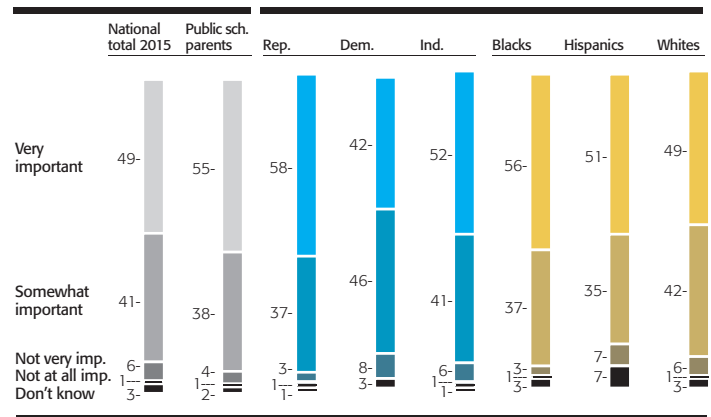
- Public school parents,
- Political party membership or leanings, and
- Black, Hispanic, and white respondents.

This report includes only responses obtained by the web poll.

For more details about changes and about the methodology of the poll, please see pdkpoll.org.

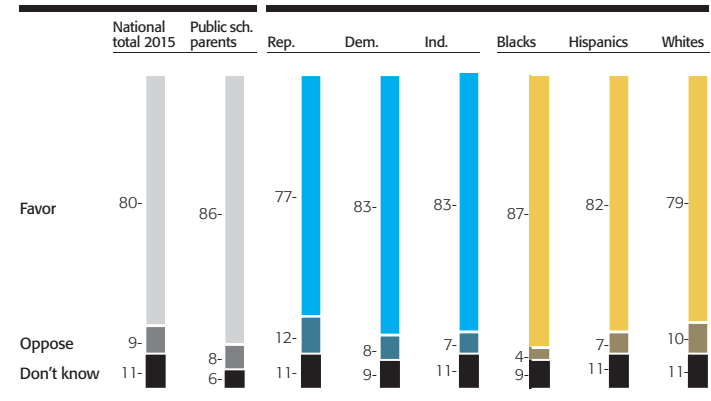
Q44

HOW IMPORTANT IS IT FOR INTERESTED STUDENTS IN YOUR COMMUNITY TO LEARN ABOUT ENTREPRENEURSHIP AND STARTING A BUSINESS?



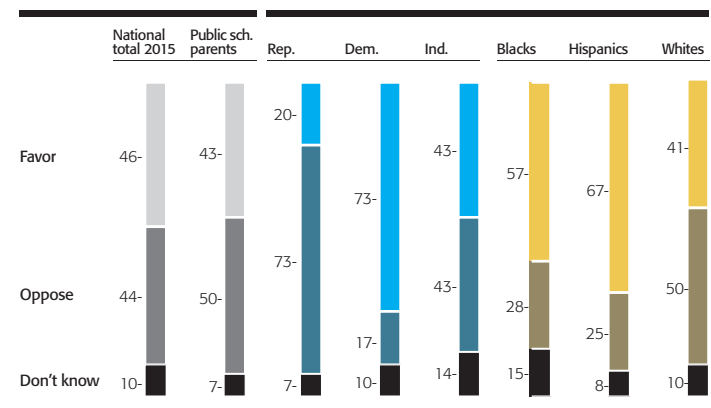
Q45

WOULD YOU FAVOR OR OPPOSE HAVING ALL HIGH SCHOOL STUDENTS IN THIS COMMUNITY PARTICIPATE IN AT LEAST ONE INTERNSHIP DURING HIGH SCHOOL?



Q46

DO YOU FAVOR OR OPPOSE PROVIDING PUBLIC EDUCATION TO CHILDREN OF IMMIGRANTS WHO ARE UNDOCUMENTED?



► Percentages may not equal 100 due to rounding.